



inspired workspaces

SAVE UP TO  
**50%**  
OFF

THESE CATALOGUE PRICES

[www.aci.uk.net](http://www.aci.uk.net)  
0115 9397572

**COMMERCIAL  
FURNITURE  
CATALOGUE**

**BUILD YOUR PROJECT HERE**





# CATEGORY INDEX

## DESKING

Technology and well-being at work awareness means modern office desking needs to perform a number of tasks to not only be efficient but also legal in the workplace.

Our options cover contract, systems, classically styled, bench teamworking spaces and health-enhancing Sit-Stand options. Desking and workspace extend to the boardroom, meeting rooms, training rooms, conference areas, break-out sessions and the home.



- P16** EVOLVE PLUS BENCH DESKS
- P24** IMPULSE DESKS
- P46** HEIGHT ADJUSTABLE DESKS
- P66** HIGH GLOSS FURNITURE
- P72** IMPULSE PLUS SCREENS



## STORAGE

We love the idea of paperless offices but at some point it's inevitable you'll find yourself needing to file important documents and letters; we've created efficient storage spaces to help alleviate that problem.

Use our Impulse units to match Impulse, Air, Evolve Plus & Two-Tone ranges. If extra strength and security are needed then look no further than our Qube range.

Manufactured in the UK, steel storage is the perfect solution.



- P62** IMPULSE STORAGE
- P82** QUBE STORAGE
- P88** SECURITY



## SEATING

There are very few items in the office capable of improving your health, seating is top of the list. Our vast range includes solutions for all budgets, uses & tasks and all are backed by comprehensive guarantees.

Our designers have impressive design pedigrees in this specialist field. Together with our factories, they create outstanding options for the contemporary workplace.



- P96** POSTURE
- P110** TASK & OPERATOR
- P136** HEAVY DUTY
- P140** EXECUTIVE
- P168** VISITOR & CONFERENCE
- P186** AGILE SOFT SEATING



## VISUAL COMMUNICATION & ACCESSORIES

An office, just like a home, needs to have that personal touch.

Practical accessories such as steel security lockers, spare components and wire management solutions complete the picture of a well equipped office that has all those finishing touches to make work more pleasurable.



- P23** EVOLVE PLUS BENCH ACCESSORIES
- P70** DESK ACCESSORIES
- P76** PRESENTATIONAL
- P200** WORKSPACE ACCESSORIES



# FURNITURE RANGES

---

We offer a large selection of furniture ranges that are suitable for multiple environments; whether it's the latest designer Italia Bistro tables for a breakout area or contemporary Oslo contract bench desks for your latest office expansion project - we have something for every occasion.

## **Evolve Bench**

As opposed to independent desking units, a 'bench system' is a singular furniture piece that can be set up and adapted to accommodate any workforce. A steel subframe increases strength, rigidity and permanent alignment.

## **Impulse**

Available in a wide variety of configurations and colours. This practical, unbeatable value furniture range is built to last.

## **Height Adjustable Desking**

According to the NHS sitting is the new smoking and 'Sit-Stand' desking avoids exactly that. No matter if you are feeling energetic or lethargic, if you are short or tall, height adjustable can be set to your personal preference and changed again when your mood takes.

## **Meeting Tables**

Come together and agree in comfort and style upon that 'all important' decision. A range of sizes, styles and shapes are available to achieve to cater for various of users.



Chair: Relay Task & Operator Chair (p126)

Desk: Impulse 1400 Straight Systems Desk (p32)



p24

**IMPULSE RANGE**



p16

**BENCH RANGE**



p46

**HEIGHT ADJUSTABLE**



p50

**ITALIA RANGE**



p06

**OSLO RANGE**



p54

**MEETING TABLES**

# OSLO BENCH

In Norway, they call it design fortrefelighet, we call it design excellence. Oslo bench desking is the embodiment of that philosophy.

It melds beautifully structured polar white desk tops with a polished solid timber curved leg.

The natural tone of the wood legs is reflected with a highlighted desk top edge that blends with the natural wood hue. A flyover desk top appears to float above the strong frame giving a spacious look to the ensemble.

Wire management has been created with a triple port design to the tops enabling cables to be fed through a large central escallop or a side cable wave at each end. Even uneven flooring is no problem with discreet floor levellers fitted on every leg to adjust to different planes.

The white tops are made from high-grade MFC which are heat and stain resistant and provide every office with a Scandinavian oye appell (or eye appeal as we say).



Chair: ErgoClick Posture Chair (p106)



Back to Back Pod of Two Desks  
Page 9



Back to Back Pod of Two Extension Desk  
Page 9



Back to Back Pod of Four Desks  
Page 10



Back to Back Pod of Six Desks  
Page 10



Single Starter Desk Set  
Page 11



Single Extension Desk Set  
Page 11



Single Row Pod of Two Desk Set  
Page 12



Single Row Pod of Three Desk Set  
Page 12



Oslo Accessories  
Page 13



Oslo Boardroom Table Range  
Page 14

# OSLO BENCH

# Oslo Bench

Inject some Scandinavian design delight into your workspace with the Oslo Bench. The natural wood legs support a flyover desk top in stunning polar White with a wood highline contract edge.

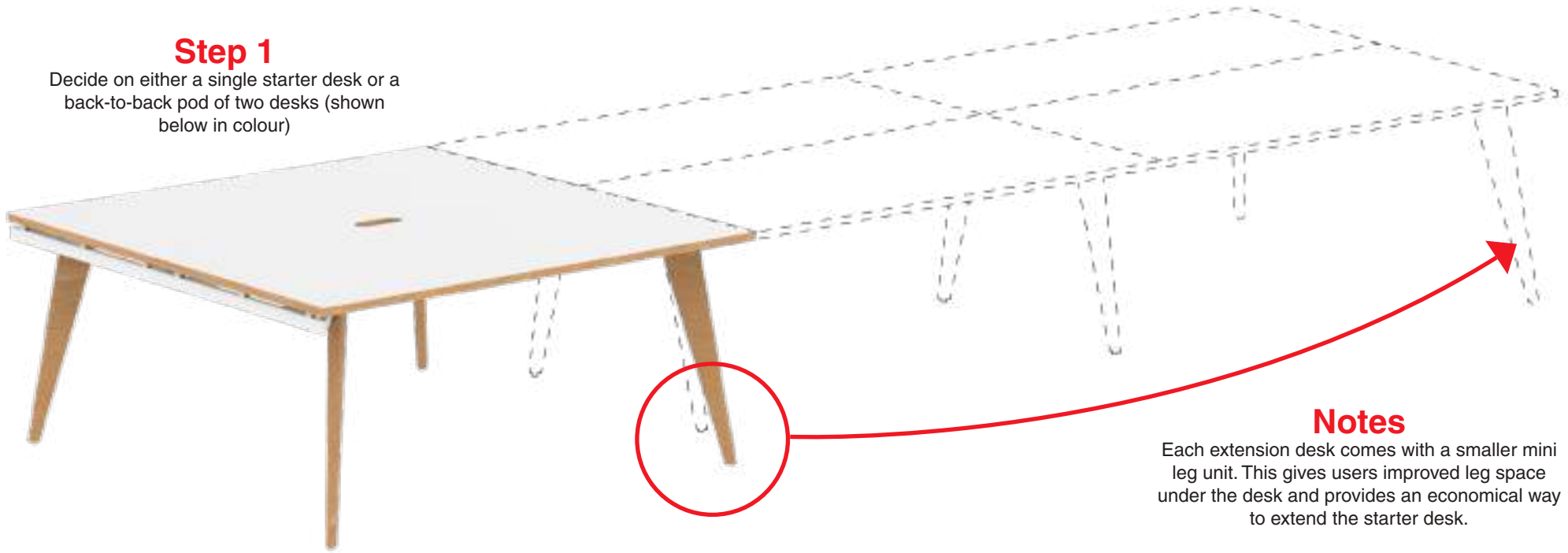
Oslo creates a stunning working environment that encourages teamwork, efficiency and provides a stylish workspace that anyone would aspire to inhabit.

Desks feature:

- Triple cable management scallops
- Flyover sliding desk tops
- Integrated location for screens
- 25mm heat and stain resistant tops
- 2mm thick ABS colour contrast edging
- Strong steel subframe
- Floor levellers

## Step 1

Decide on either a single starter desk or a back-to-back pod of two desks (shown below in colour)



## Step 2

Add an extension unit to match with your starter set-up in Step 1.

This means an extension single desk unit, or a twin desk unit depending on the original starter choice.

The dotted line indicates how a back-to-back extension adds to a back-to-back starter desk set.

## Notes

Each extension desk comes with a smaller mini leg unit. This gives users improved leg space under the desk and provides an economical way to extend the starter desk.

One of the two full-depth leg units that come with the starter unit then goes at the end of the desking suite as shown with the dotted line on the right to finish off the run.



Options:

White with Warm Oak trim

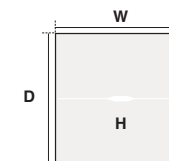


# Oslo Back to Back Pod of Two Starter Desks **NEW!**



- Back to back desk set-up for teamwork pod
- Solid wood Warm Oak finish legs

Code	Width	Depth	Height	RRP
OS2P12	1200mm	1600mm	730mm	£704
OS2P14	1400mm	1600mm	730mm	£724
OS2P16	1600mm	1600mm	730mm	£746

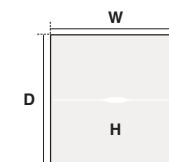



# Oslo Back to Back Pod of Two Extension Desks **NEW!**



- Back to back desk extension set for the expansion of Two Pod desk set
- Inset leg system provides optimal user space
- Solid wood Warm Oak finish legs

Code	Width	Depth	Height	RRP
OSXT12	1200mm	1600mm	730mm	£453
OSXT14	1400mm	1600mm	730mm	£473
OSXT16	1600mm	1600mm	730mm	£495



Options: 

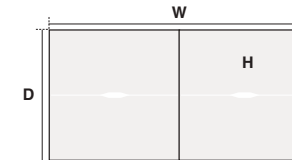
White with Warm Oak trim

# Oslo Back to Back Pod of Four **NEW!**



- Four user desk configuration
- Can be further extended using two pod extension desk sets
- Solid wood Warm Oak finish legs

Code	Width	Depth	Height	RRP
OS4P12	2400mm	1600mm	730mm	£1,157
OS4P14	2800mm	1600mm	730mm	£1,197
OS4P16	3200mm	1600mm	730mm	£1,241

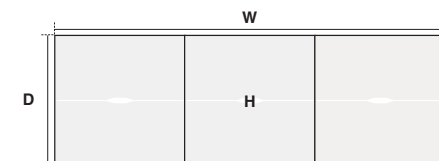


# Oslo Back to Back Pod of Six **NEW!**



- Inset leg system provides optimal user space
- Can be further expanded using two pod extension desk sets
- Solid wood Warm Oak finish legs

Code	Width	Depth	Height	RRP
OS6P12	3600mm	1600mm	730mm	£1,609
OS6P14	4200mm	1600mm	730mm	£1,670
OS6P16	4800mm	1600mm	730mm	£1,735



Options:

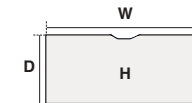
White with Warm Oak trim

# Oslo Single Starter Desk Set **NEW!**



- Single desk starter unit
- Height adjusting floor levellers
- Solid wood Warm Oak finish legs

Code	Width	Depth	Height	RRP
OSS12	1200mm	800mm	730mm	£399
OSS14	1400mm	800mm	730mm	£409
OSS16	1600mm	800mm	730mm	£420

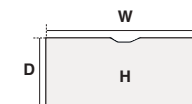


# Oslo Single Extension Desk Set **NEW!**



- Extension unit to add to starter desk
- Height adjusting floor levellers
- Solid wood Warm Oak finish legs

Code	Width	Depth	Height	RRP
OSR112	1200mm	800mm	730mm	£283
OSR114	1400mm	800mm	730mm	£294
OSR116	1600mm	800mm	730mm	£304



Options: 

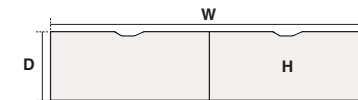
White with Warm Oak trim

# Oslo Single Row Pod of Two Desk Set **NEW!**



- Two single desks in a row
- Can be further expanded using single extension desk sets
- Solid wood Warm Oak finish legs

Code	Width	Depth	Height	RRP
OSR212	2400mm	800mm	730mm	£682
OSR214	2800mm	800mm	730mm	£703
OSR216	3200mm	800mm	730mm	£724

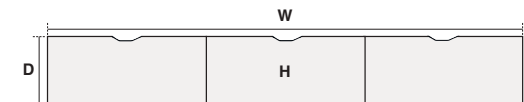


# Oslo Single Row Pod of Three Desk Set **NEW!**



- Three single desks in a row
- Further expansion with single extension desk sets
- Solid wood Warm Oak finish legs

Code	Width	Depth	Height	RRP
OSR312	3600mm	800mm	730mm	£966
OSR314	4200mm	800mm	730mm	£996
OSR316	4800mm	800mm	730mm	£1029



Options: 

White with Warm Oak trim

## Desktop Screen (For Evolve Plus & Oslo)



### Upholstery:

■ BLK = Black Fabric

■ BLU = Blue Fabric

■ UP = Bespoke Upholstery

### Metal Finishes:

■ S = Silver Finish


□ W = White Finish

Example: Code LES12BLKW is a 1200(12), Black Fabric (BLK) with White Frame (W).

Code	Width	Depth	Height	RRP	
LES12	1200mm	25mm	400mm	£164	£191
LES14	1400mm	25mm	400mm	£172	£198
LES16	1600mm	25mm	400mm	£182	£212

Note: Oslo Screens only compatible with 'Back to Back' configurations. See Page 72 for Impulse Plus Screens

## Cable Management Tray (For Oslo) **NEW!**



### Metal Finishes:

■ S = Silver Finish

□ W = White Finish

Code	Width	Depth	Height	RRP
OBCTW*	1000mm	235mm	65mm	£112

## Mounted PC Holder (For Oslo)



IP000089  
Silver CPU Holder



IP000091  
Universal (Strap) CPU Holder

Code	Width	Depth	Height	RRP
IP000089 Silver	205mm	465mm	450mm	£145
IP000090 White	205mm	465mm	450mm	£145
IP000091	205mm	465mm	450mm	£120

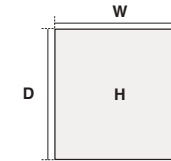
# Oslo Square Boardroom Table

**NEW!**



- Single solid wood top
- Height adjusting feet
- Solid wood Warm Oak finish legs

Code	Width	Depth	Height	RRP
OSBT1600	1600mm	1600mm	730mm	£750



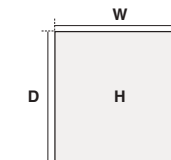
# Oslo Boardroom Extension Unit

**NEW!**



- Single solid wood top
- Inset leg system provides optimal user space
- Solid wood Warm Oak finish legs


Code	Width	Depth	Height	RRP
OSBXT1600	1600mm	1600mm	730mm	£499



Options:

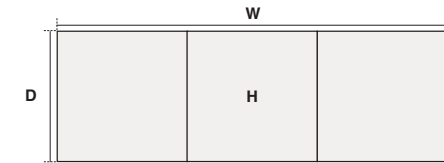
White with Warm Oak trim

# Oslo Extended Rectangular Boardroom Table **NEW!**



- Inset leg system provides optimal user space
- Can be further extended using Boardroom Extension Unit
- Solid wood Warm Oak finish legs

Code	Width	Depth	Height	RRP
OSBT3200	3200mm	1600mm	730mm	£1,249
OSBT4800	4800mm	1600mm	730mm	£1,748



# Oslo Oval Boardroom Table **NEW!**



- Oval shaped standalone unit
- Solid wood Warm Oak finish legs

Code	Width	Depth	Height	RRP
OSBT1800	1800mm	1000mm	730mm	£545
OSBT2400	2400mm	1000mm	730mm	£595



Options: 

White with Warm Oak trim

# EVOLVE PLUS BENCH

Seamlessly creating the perfect team working environment, the Evolve Plus bench desking system is stunningly designed and creatively engineered.

Bench systems provide a large expanse of workspace with a continuous, uninterrupted surface area.

By selecting a single starter desk and then adding extension desks, you can have an infinite desking solution.

We have grouped our most popular configurations together as double, triple and even six pod desks.

Coupled with a wide selection of wood finished sliding tops, Evolve Plus matches our storage and Impulse ranges.

This is the desking solution that evolves with your business needs.



Chair: ErgoClick Posture Chair (p106)  
Monitor Arm: Pose (p70)





Back to Back Pod of Two Desks  
Page 19



Back to Back Pod of Two Extension Desk  
Page 19



Back to Back Pod of Four Desks  
Page 20



Back to Back Pod of Six Desks  
Page 20



Single Starter Desk Set  
Page 21



Single Extension Desk Set  
Page 21



Single Row Pod of Two Desk Set  
Page 22



Single Row Pod of Three Desk Set  
Page 22



Desktop Screen  
Page 23



Cable Management Tray  
Page 23



Mounted PC Holder  
Page 23

# EVOLVE PLUS BENCH

# Evolve Plus Bench

Future proof your desking solutions with the system that can grow, reduce or alter shape easily and without fuss.

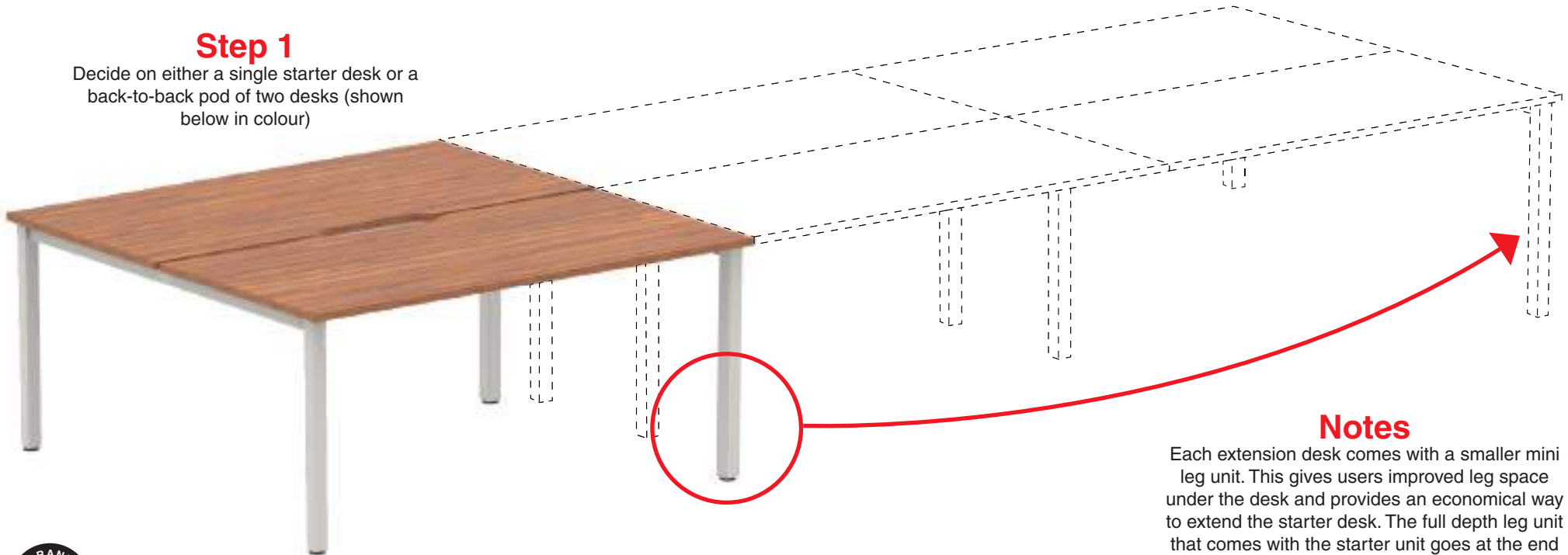
Evolve Plus desks can start with a single starter desk, or a back-to-back two desk pod. Extension units of varying sizes economically add to the length of the desking run, encouraging teamworking and maximising valuable space.

Desks feature:

- Scalloped wire management cut-out
- Integrated fitting locator for Evolve Plus screens
- 25mm tops with 2mm protective ABS edging
- Sliding tops for easy wire management
- Six stunning finishes
- Floor levellers
- Telescopic extendable beam pack

## Step 1

Decide on either a single starter desk or a back-to-back pod of two desks (shown below in colour)



## Step 2

Add an extension desk to match your single or back-to-back starter desk choice. The extension can be any width you decide. The dotted line drawing shows a typical back-to-back extension with a back-to-back starter unit.

## Notes

Each extension desk comes with a smaller mini leg unit. This gives users improved leg space under the desk and provides an economical way to extend the starter desk. The full depth leg unit that comes with the starter unit goes at the end of the desking suite as shown on the far right of the line drawing to finish off a run.



Grey Oak (GRY)



Beech (BCH)



Maple (MPE)



Oak (OAK)



Walnut (WNT)



White (WHT)

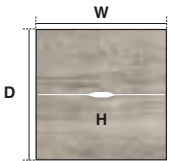
# Evolve Plus Back to Back Pod of Two Starter Desks



Grey Oak Top with Silver Legs

- Back to back desk set-up for teamwork pod
- Height adjusting feet
- Sliding top

Code	Width	Depth	Height	RRP
PB2P12	1200mm	1600mm	730mm	£732
PB2P14	1400mm	1600mm	730mm	£750
PB2P16	1600mm	1600mm	730mm	£789



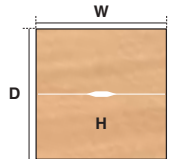
# Evolve Plus Back to Back Pod of Two Extension Desk



Oak Top with Silver Legs

- Back to back desk extension set for the expansion of Two Pod desk set
- Inset leg system provides optimal user space
- Sliding top

Code	Width	Depth	Height	RRP
PBXT12	1200mm	1600mm	730mm	£536
PBXT14	1400mm	1600mm	730mm	£553
PBXT16	1600mm	1600mm	730mm	£575



Options:



Silver Frame (S)



White Frame (W)



Grey Oak (GRY)



Beech (BCH)



Maple (MPE)



Oak (OAK)



Walnut (WNT)



White (WHT)

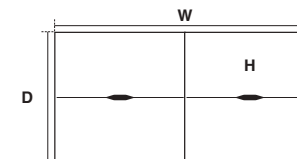
# Evolve Plus Back To Back Pod of Four Desks



White Top with White Legs

- Four user desk configuration
- Inset leg system provides optimal user space
- Can be further expanded using two pod extension desk sets

Code	Width	Depth	Height	RRP
PB4P12	2400mm	1600mm	730mm	£1,268
PB4P14	2800mm	1600mm	730mm	£1,302
PB4P16	3200mm	1600mm	730mm	£1,363



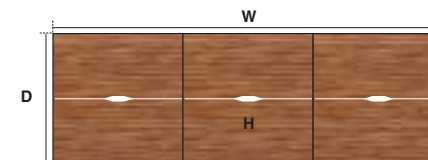
# Evolve Plus Back To Back Pod of Six Desks



Walnut Top with Silver Legs

- Six user desk configuration
- Inset leg system provides optimal user space
- Can be further expanded using two pod extension desk sets

Code	Width	Depth	Height	RRP
PB6P12	3600mm	1600mm	730mm	£1,802
PB6P14	4200mm	1600mm	730mm	£1,855
PB6P16	4800mm	1600mm	730mm	£1,939



Options:



Silver Frame (S)



White Frame (W)



Grey Oak (GRY)



Beech (BCH)



Maple (MPE)



Oak (OAK)



Walnut (WNT)



White (WHT)

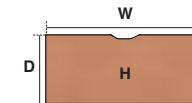
# Evolve Plus Single Starter Desk Set



Beech Top with White Legs

- Single desk starter unit
- Height adjusting floor levellers
- Choice of leg frame finishes

Code	Width	Depth	Height	RRP
PBS12	1200mm	800mm	730mm	£305
PBS14	1400mm	800mm	730mm	£317
PBS16	1600mm	800mm	730mm	£328



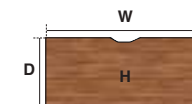
# Evolve Plus Single Extension Desk Set



Walnut Top with White Legs

- Extension unit to add to starter desk
- Space-saving column legs
- Height adjusting floor levellers

Code	Width	Depth	Height	RRP
PBR112	1200mm	800mm	730mm	£207
PBR114	1400mm	800mm	730mm	£219
PBR116	1600mm	800mm	730mm	£222



Options:



Silver Frame (S)




White Frame (W)



Grey Oak (GRY)



Beech (BCH)



Maple (MPE)



Oak (OAK)



Walnut (WNT)



White (WHT)

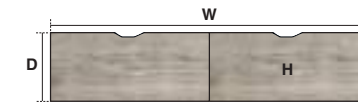
# Evolve Plus Single Row Pod of Two Desk Set



Grey Oak Top with Silver Legs

- Two single desks in a row
- 2 user desk configuration
- Can be further expanded using single extension desk sets
- Integral floor levellers

Code	Width	Depth	Height	RRP
PBR212	2400mm	800mm	730mm	£513
PBR214	2800mm	800mm	730mm	£536
PBR216	3200mm	800mm	730mm	£550



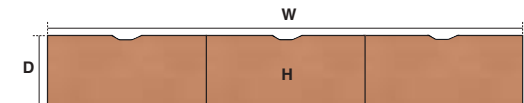
# Evolve Plus Single Row Pod of Three Desk Set



Beech Top with White Legs

- Three single desks in a row
- Further expansion with single extension desk sets
- Integral floor levellers

Code	Width	Depth	Height	RRP
PBR312	3600mm	800mm	730mm	£720
PBR314	4200mm	800mm	730mm	£755
PBR316	4800mm	800mm	730mm	£771



Options:



Silver Frame (S)




White Frame (W)



Grey Oak (GRY)



Beech (BCH)



Maple (MPE)



Oak (OAK)



Walnut (WNT)



White (WHT)

## Desktop Screen (For Evolve Plus & Oslo)



### Upholstery:

BLK = Black Fabric

BLU = Blue Fabric

UP = Bespoke Upholstery

### Metal Finishes:

S = Silver Finish

W = White Finish

Example: Code LES12BLKW is a 1200(12), Black Fabric (BLK) Screen with White Frame (W).

Code	Width	Depth	Height	RRP	
LES12	1200mm	25mm	400mm	£164	£191
LES14	1400mm	25mm	400mm	£172	£198
LES16	1600mm	25mm	400mm	£182	£212

Note: Evolve Plus Screens only compatible with 'Back to Back' configurations. See Page 72 for Impulse Plus Screens

## Cable Management Tray (For Evolve Plus)

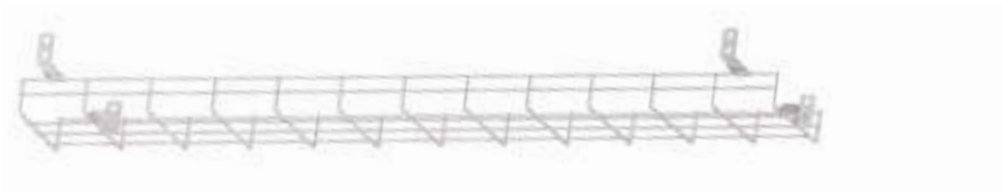
For Silver finish add S or for a White finish add W to the end of the codes. For example EPCBW is a Cable Management Tray finished in White.

### Metal Finishes:

S = Silver Finish

W = White Finish


Code	Width	Depth	Height	RRP
EPCB	900mm	200mm	60mm	£112



## Mounted PC Holder (For Evolve Plus)



BEPCAS  
SILVER LEG MOUNTED



BEPCBW  
WHITE DESK MOUNTED

### Metal Finishes:

S = Silver Finish

W = White Finish

### Leg Mounted

Code	Width	Depth	Height	RRP
BEPCAW	205mm	465mm	450mm	£61
BEPCAS	205mm	465mm	450mm	£61

### Desk Mounted

Code	Width	Depth	Height	RRP
BEPCBW	205mm	465mm	450mm	£102
BEPCBS	205mm	465mm	450mm	£102

# IMPULSE FURNITURE

Modern businesses need to make their workspaces as efficient and attractive as possible.

Our Impulse contract range of desks and storage is the UK's most popular furniture of its type.

Designed and assembled in the UK, the suites come in 6 different wood finishes.

Steel legs are available in both White or Silver.

Tough powder coating on the steel frames ensure a robust performance. All desk units come with cable ports, floor levellers and Silver sweep handles as standard.

Give your office a fresh look - and your team a better way of working, with Impulse Office Furniture.



Chair: Onyx Posture Chair (p104)  
Storage: Mobile Pedestal (p63)





Contract Range  
Page 26



Systems Range  
Page 30



Panelled Leg range  
Page 34



Fixed Pedestal Desk Range  
Page 38



Two-Tone Range  
Page 42



Height Adjustable Range  
Page 46



Italia Range  
Page 50



Post Leg Tables  
Page 56



Box Leg Tables  
Page 54



Folding Tables  
Page 58



Conference End Tables  
Page 59



Arrow Head Tables  
Page 60



Conference Tables  
Page 61



Storage  
Page 62



Steel Storage  
Page 63



Bookcases  
Page 64



Cupboards  
Page 64



Filing Cabinets  
Page 65

# IMPULSE FURNITURE

---

# IMPULSE CONTRACT DESKS

---



### QUALITY ENGINEERING

Twin leg uprights provide a stable and strong platform base. Robot engineered welded frames add extra strength to the platform.



### FEATURE RICH

Integral full sized 80mm cable ports in desk top and modesty panel. Floor levelers help create a balanced workspace that is easy to live with.



### EYE APPEAL

Stunning clean design lines are created with high definition wood finishes on tough epoxy powder coated leg frames.




### OPTIONAL FIXED PEDESTALS

Available as an optional extra on 800 deep straight desks, 1000 deep wave desks and all crescent desks.

## FINISH OPTIONS



Grey Oak (GRY)



Maple (MPE)



Oak (OAK)



Walnut (WNT)



Beech (BCH)



White (WHT)

Continued...

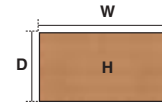


## Straight Desk 600mm Depth



Oak

- Traditional rectangular shape
- 600mm depth workspace surface
- 25mm thick desktop surface
- Dual cable management ports
- Adjustable feet for floor levelling
- Dual leg uprights for extra strength



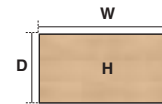
Code	Width	Depth	Height	RRP
MIRDC86	800mm	600mm	730mm	£178
MIRDC106	1000mm	600mm	730mm	£187
MIRDC126	1200mm	600mm	730mm	£200
MIRDC146	1400mm	600mm	730mm	£215
MIRDC166	1600mm	600mm	730mm	£225
MIRDC186	1800mm	600mm	730mm	£233

## Straight Desk 800mm Depth



Maple

- Traditional rectangular shape
- 800mm depth workspace surface
- 25mm thick desktop surface
- Dual cable management ports
- Dual leg uprights for extra strength
- Adjustable feet



Code	Width	Depth	Height	RRP
IRDC10	1000mm	800mm	730mm	£203
IRDC12	1200mm	800mm	730mm	£216
IRDC14	1400mm	800mm	730mm	£232
IRDC16	1600mm	800mm	730mm	£243
IRDC18	1800mm	800mm	730mm	£252

Fixed pedestal options available on page 38

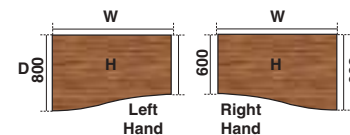
Twin fixed pedestals are only available on the 1600 & 1800 desks. The single pedestals are not compatible with the 1000 desks.

## Wave Desk 600/800mm Depth



Walnut

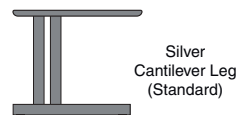
- Wave front shaped desk
- 25mm thick desktop surface
- Dual cable management ports
- Adjustable feet for floor levelling
- Left & right handed desks available
- Dual/triple leg for extra strength



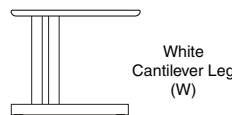
Code	Width	Depth	Height	RRP
MIWDL146 Left Hand	1400mm	800/600mm	730mm	£236
MIWDR146 Right Hand	1400mm	600/800mm	730mm	£236
MIWDL166 Left Hand	1600mm	800/600mm	730mm	£246
MIWDR166 Right Hand	1600mm	600/800mm	730mm	£246

Specify your leg colour and wood finish using the code suffixes e.g. IRDC16 Straight Desk with White Cantilever Leg in Beech = IRDC16WBCH

Options:



Silver Cantilever Leg (Standard)



White Cantilever Leg (W)



Grey Oak (GRY)



Beech (BCH)



Maple (MPE)



Oak (OAK)



Walnut (WNT)



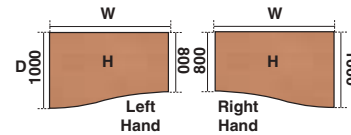
White (WHT)

## Wave Desk 800/1000mm Depth



Beech

- Wave front shaped desk
- 25mm thick desktop surface
- Dual cable management ports
- Adjustable feet for floor levelling
- Left & right handed desks available
- Optional fixed pedestal can be ordered as an extra



Code	Width	Depth	Height	RRP
IWDL14 Left Hand	1400mm	1000/800mm	730mm	£255
IWDR14 Right Hand	1400mm	800/1000mm	730mm	£255
IWDL16 Left Hand	1600mm	1000/800mm	730mm	£267
IWDR16 Right Hand	1600mm	800/1000mm	730mm	£267

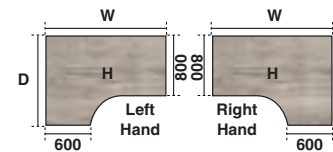
Fixed pedestal options available on page 38

## Crescent Desk



Grey Oak

- Maximum working space
- 25mm thick desktop surface
- Triple cable management ports
- Adjustable feet for floor levelling
- Left & right handed desks available
- Dual leg uprights for extra strength



Code	Width	Depth	Height	RRP
ICDLC16 Left Hand	1600mm	1200mm	730mm	£267
ICDRC16 Right Hand	1600mm	1200mm	730mm	£267
ICDLC18 Left Hand	1800mm	1200mm	730mm	£319
ICDRC18 Right Hand	1800mm	1200mm	730mm	£319

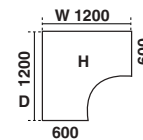
Fixed pedestal options available on page 38

## Corner Desk



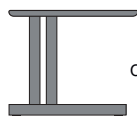
White

- Metal to metal fixings
- 3 cable ports
- Deep modesty panel (5") allow compatibility of most screen clamps

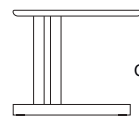


Code	Width	Depth	Height	RRP
ICCDC12	1200mm	1200mm	730mm	£319

Options:



Silver  
Cantilever Leg  
(Standard)




White  
Cantilever Leg  
(W)



Grey Oak (GRY)



Beech (BCH)



Maple (MPE)



Oak (OAK)



Walnut (WNT)



White (WHT)

---

# IMPULSE SYSTEM DESKS

---



## TECHNOLOGY FOCUSED

Pop out cable management panels accommodate power, I.T. and communication wiring in a discreet, out of sight leg profile.



## STYLISH

Perforated designer decor panels have a strong visual motif as well as a practical purpose.



## PRACTICAL

Integral floor levellers and 2mm ABS protective edging add to user comfort and practicality.




## FINISH OPTIONS

Choice of five stunning high definition wood grain finishes or a striking White option.

## FINISH OPTIONS



Grey Oak (GRY)



Maple (MPE)



Oak (OAK)



Walnut (WNT)



Beech (BCH)



White (WHT)

Continued...

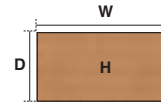


## Straight Desk 600mm Depth



Oak

- Rectangular shaped desk
- 25mm thick desktop surface
- Dual cable management ports
- Pop-out side panel for discreet cable management
- Choice of six stunning finishes
- Adjustable feet for floor levelling



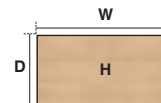
Code	Width	Depth	Height	RRP
MIRDW86	800mm	600mm	730mm	£287
MIRDW106	1000mm	600mm	730mm	£296
MIRDW126	1200mm	600mm	730mm	£308
MIRDW146	1400mm	600mm	730mm	£319
MIRDW166	1600mm	600mm	730mm	£330
MIRDW186	1800mm	600mm	730mm	£338

## Straight Desk 800mm Depth



Maple

- Rectangular shaped desk
- 25mm thick desktop surface
- Dual cable management ports
- Pop-out side panel for discreet cable management
- Choice of six stunning finishes
- Adjustable feet for floor levelling



Code	Width	Depth	Height	RRP
IRDW10	1000mm	800mm	730mm	£319
IRDW12	1200mm	800mm	730mm	£332
IRDW14	1400mm	800mm	730mm	£345
IRDW16	1600mm	800mm	730mm	£357
IRDW18	1800mm	800mm	730mm	£365

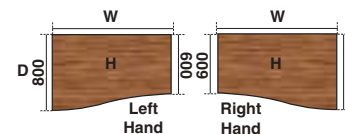
Fixed pedestal options available on page 38

## Wave Desk 600/800mm Depth



Walnut

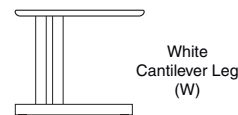
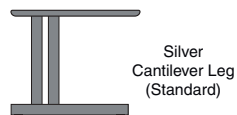
- Wave front shaped desk
- 25mm thick desktop surface
- Dual cable management ports
- Adjustable feet for floor levelling
- Left & right handed desks available
- Pop-out side panel for discreet cable management
- Choice of six stunning finishes



Code	Width	Depth	Height	RRP
MIWDLW146 Left Hand	1400mm	800/600mm	730mm	£342
MIWDRW146 Right Hand	1400mm	600/800mm	730mm	£342
MIWDLW166 Left Hand	1600mm	800/600mm	730mm	£353
MIWDRW166 Right Hand	1600mm	600/800mm	730mm	£353

Specify your leg colour and wood finish using the code suffixes e.g. **IRDW16** Straight Desk with White Cable Managed Leg in Beech = **IRDW16WBCH**

Options:



Grey Oak (GRY)



Beech (BCH)



Maple (MPE)



Oak (OAK)



Walnut (WNT)



White (WHT)

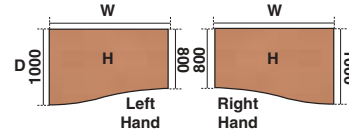


## Wave Desk 800/1000mm Depth



Beech

- Wave front shaped desk
- 25mm thick desktop surface
- Dual cable management ports
- Adjustable feet for floor levelling
- Left & right handed desks available
- Pop-out side panel for discreet cable management



Code	Width	Depth	Height	RRP
IWDLW14 Left Hand	1400mm	1000/800mm	730mm	£370
IWDRW14 Right Hand	1400mm	800/1000mm	730mm	£370
IWDLW16 Left Hand	1600mm	1000/800mm	730mm	£381
IWDRW16 Right Hand	1600mm	800/1000mm	730mm	£381

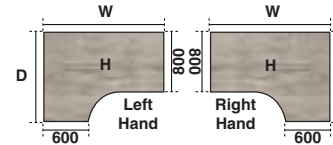
Fixed pedestal options available on page 38

## Crescent Desk



Grey Oak

- Crescent shaped desk gives maximum working space
- 25mm thick desktop surface
- Triple cable management ports
- Adjustable feet for floor levelling
- Left & right handed desks available
- Pop-out side panel for discreet cable management



Code	Width	Depth	Height	RRP
ICDLW16 Left Hand	1600mm	1200mm	730mm	£381
ICDRW16 Right Hand	1600mm	1200mm	730mm	£381
ICDLW18 Left Hand	1800mm	1200mm	730mm	£433
ICDRW18 Right Hand	1800mm	1200mm	730mm	£433

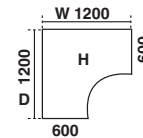
Fixed pedestal options available on page 38

## Corner Desk



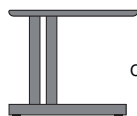
White

- Metal to metal fixings
- 3 cable ports
- Deep set modesty panel (5") allows for compatibility of most screen clamp fittings

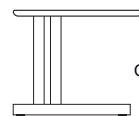


Code	Width	Depth	Height	RRP
MICDCM12	1200mm	1200mm	730mm	£319

Options:



Silver  
Cantilever Leg  
(Standard)



White  
Cantilever Leg  
(W)



Grey Oak (GRY)



Beech (BCH)



Maple (MPE)



Oak (OAK)



Walnut (WNT)



White (WHT)

---

# IMPULSE PANEL DESKS

---





## PANEL POWER

Solid 25mm thick high definition panelled legs provide an attractive, clean look that enhances any office.



## FORMAT OPTIONS

Choice of a standard depth 800mm deep or slimline 600mm deep desking format.



## EVEN SURFACE

Floor levellers are included to resolve any uneven surface issues.



## DESIGN HARMONY

Wood grained styling throughout provides a harmonious environment.

## FINISH OPTIONS



Grey Oak (GRY)



Maple (MPE)



Oak (OAK)



Walnut (WNT)



Beech (BCH)



White (WHT)

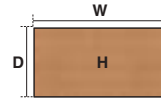
Continued...



## Straight Desk 600mm Depth



Oak



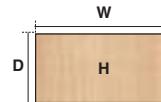
- Rectangular shaped desk
- 25mm thick desktop surface
- Dual cable management ports
- 25mm thick wood MFC panel legs
- Adjustable feet

Code	Width	Depth	Height	RRP
MIRDP86	800mm	600mm	730mm	£178
MIRDP106	1000mm	600mm	730mm	£187
MIRDP126	1200mm	600mm	730mm	£200
MIRDP146	1400mm	600mm	730mm	£215
MIRDP166	1600mm	600mm	730mm	£225
MIRDP186	1800mm	600mm	730mm	£233

## Straight Desk 800mm Depth



Maple



- Rectangular shaped desk
- 25mm thick desktop surface
- Dual cable management ports
- 25mm thick wood MFC panel legs
- Adjustable feet

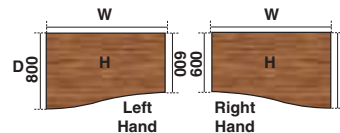
Code	Width	Depth	Height	RRP
IRDP10	1000mm	800mm	730mm	£203
IRDP12	1200mm	800mm	730mm	£216
IRDP14	1400mm	800mm	730mm	£232
IRDP16	1600mm	800mm	730mm	£243
IRDP18	1800mm	800mm	730mm	£252

Fixed pedestal options available on page 38

## Wave Desk 600/800mm Depth



Walnut



- Wave front shaped desk
- 25mm thick desktop surface
- Dual cable management ports
- 25mm thick wood MFC panel legs
- Adjustable feet
- Left & right handed desks available

Code	Width	Depth	Height	RRP
MIWDLP146 Left Hand	1400mm	800/600mm	730mm	£236
MIWDRP146 Right Hand	1400mm	600/800mm	730mm	£236
MIWDLP166 Left Hand	1600mm	800/600mm	730mm	£246
MIWDRP166 Right Hand	1600mm	600/800mm	730mm	£246

Select the finish by adding the colour suffix to the end of the product code; an example code: IRDP12**OAK** is a Straight 1200mm desk, with panel end leg and an oak finish.



Grey Oak (GRY)



Beech (BCH)



Maple (MPE)



Oak (OAK)



Walnut (WNT)



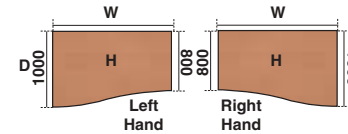
White (WHT)

## Wave Desk 800/1000mm Depth



Beech

- Wave front shaped desk
- 25mm thick desktop surface
- Dual cable management ports
- 25mm thick wood MFC panel legs
- Adjustable feet
- Left & right handed desks available



Code	Width	Depth	Height	RRP
IWDLP14 Left Hand	1400mm	1000/800mm	730mm	£255
IWDRP14 Right Hand	1400mm	800/1000mm	730mm	£255
IWDLP16 Left Hand	1600mm	1000/800mm	730mm	£267
IWDRP16 Right Hand	1600mm	800/1000mm	730mm	£267

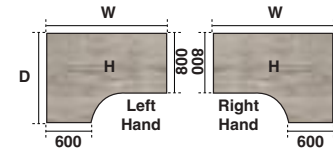
Fixed pedestal options available on page 38

## Crescent Desk



Grey Oak

- Maximum working space
- 25mm thick desktop surface
- Triple cable management ports
- 25mm thick wood MFC panel legs
- Adjustable feet
- Left & right handed desks available



Code	Width	Depth	Height	RRP
ICDLP16 Left Hand	1600mm	1200mm	730mm	£267
ICDRP16 Right Hand	1600mm	1200mm	730mm	£267
ICDLP18 Left Hand	1800mm	1200mm	730mm	£319
ICDRP18 Right Hand	1800mm	1200mm	730mm	£319

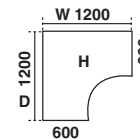
Fixed pedestal options available on page 38

## Corner Desk



White

- 3 cable ports
- Deep set modesty panel (5") allows for compatibility from our range of screens



Code	Width	Depth	Height	RRP
ICCDP12	1200mm	1200mm	730mm	£319



Grey Oak (GRY)



Beech (BCH)



Maple (MPE)



Oak (OAK)



Walnut (WNT)



White (WHT)

---

# IMPULSE FIXED PEDESTAL DESKS

---



### SPACE SAVING

Under desk pedestals in two or three drawer options.



### LOCKABLE DRAWERS

These enhance at-desk security and keep personal and confidential items safe.



### QUALITY

High definition, quality wood grain desk top finishes.



### SUPERIOR DETAILING

Soft 2mm self-coloured protective edging, integral cable ports and all metal fittings.

## FINISH OPTIONS



Grey Oak (GRY)



Maple (MPE)



Oak (OAK)



Walnut (WNT)



Beech (BCH)



White (WHT)

Continued...



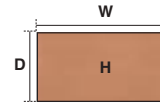
## Cantilever Leg Desk with Single Fixed Pedestal

**NEW!**



Beech

- Traditional rectangular shape
- 800mm depth workspace surface
- 25mm thick desktop surface
- Dual cable management ports
- Adjustable feet for floor levelling
- Dual leg uprights for extra strength



### 2 Drawers

Code	Width	Depth	Height	RRP
MIRDC12FP2	1200mm	800mm	730mm	£412
MIRDC14FP2	1400mm	800mm	730mm	£428
MIRDC16FP2	1600mm	800mm	730mm	£439
MIRDC18FP2	1800mm	800mm	730mm	£448

### 3 Drawers

Code	Width	Depth	Height	RRP
MIRDC12FP3	1200mm	800mm	730mm	£423
MIRDC14FP3	1400mm	800mm	730mm	£439
MIRDC16FP3	1600mm	800mm	730mm	£450
MIRDC18FP3	1800mm	800mm	730mm	£459

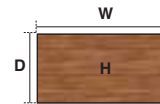
## Cantilever Leg Desk with Double Fixed Pedestals

**NEW!**



Walnut

- Traditional rectangular shape
- 800mm depth workspace surface
- 25mm thick desktop surface
- Dual cable management ports
- Dual leg uprights for extra strength
- Adjustable feet



### 1x2 Drawer & 1x3 Drawer Pedestals

Code	Width	Depth	Height	RRP
MIRDC16FP2FP3	1600mm	800mm	730mm	£646
MIRDC18FP2FP3	1800mm	800mm	730mm	£655

### 2x2 Drawer Pedestals

Code	Width	Depth	Height	RRP
MIRDC16FP2FP2	1600mm	800mm	730mm	£635
MIRDC18FP2FP2	1800mm	800mm	730mm	£644

### 2x3 Drawer Pedestals

Code	Width	Depth	Height	RRP
MIRDC16FP3FP3	1600mm	800mm	730mm	£657
MIRDC18FP3FP3	1800mm	800mm	730mm	£666

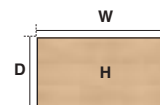
## Cable Management Leg Desk with Single Fixed Pedestal

**NEW!**



Maple

- 25mm thick desktop surface
- Dual cable management ports
- Adjustable feet for floor levelling



### 2 Drawers

Code	Width	Depth	Height	RRP
MIRDW12FP2	1200mm	800mm	730mm	£528
MIRDW14FP2	1400mm	800mm	730mm	£541
MIRDW16FP2	1600mm	800mm	730mm	£553
MIRDW18FP2	1800mm	800mm	730mm	£561

### 3 Drawers

Code	Width	Depth	Height	RRP
MIRDW12FP3	1200mm	800mm	730mm	£539
MIRDW14FP3	1400mm	800mm	730mm	£552
MIRDW16FP3	1600mm	800mm	730mm	£564
MIRDW18FP3	1800mm	800mm	730mm	£572

Select the storage option by adding the Fixed Pedestal suffix to the end of a product code; an example code: MIRDP12FP2OAK is a straight 1200mm panel leg desk, with a fixed pedestal and an oak top finish.



Grey Oak (GRY)



Beech (BCH)



Maple (MPE)



Oak (OAK)



Walnut (WNT)



White (WHT)



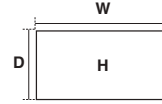
## Cable Management Leg Desk with Double Fixed Pedestals

**NEW!**



White

- 25mm thick desktop surface
- Dual cable management ports
- Adjustable feet for floor levelling



### 1x2 Drawer & 1x3 Drawer Pedestals

Code	Width	Depth	Height	RRP
MIRDW16FP2FP3	1600mm	800mm	730mm	£760
MIRDW18FP2FP3	1800mm	800mm	730mm	£768

### 2x2 Drawer Pedestals

Code	Width	Depth	Height	RRP
MIRDW16FP2FP2	1600mm	800mm	730mm	£749
MIRDW18FP2FP2	1800mm	800mm	730mm	£757

### 2x3 Drawer Pedestals

Code	Width	Depth	Height	RRP
MIRDW16FP3FP3	1600mm	800mm	730mm	£771
MIRDW18FP3FP3	1800mm	800mm	730mm	£779

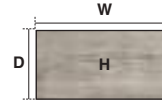
## Panelled Leg Desk with Single Fixed Pedestal

**NEW!**



Grey Oak

- Maximum working space
- 25mm thick desktop surface
- Dual cable management ports
- Adjustable feet for floor levelling



### 2 Drawers

Code	Width	Depth	Height	RRP
MIRDP12FP2	1200mm	800mm	730mm	£412
MIRDP14FP2	1400mm	800mm	730mm	£428
MIRDP16FP2	1600mm	800mm	730mm	£439
MIRDP18FP2	1800mm	800mm	730mm	£448

### 3 Drawers

Code	Width	Depth	Height	RRP
MIRDP12FP3	1200mm	800mm	730mm	£423
MIRDP14FP3	1400mm	800mm	730mm	£439
MIRDP16FP3	1600mm	800mm	730mm	£450
MIRDP18FP3	1800mm	800mm	730mm	£459

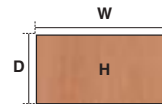
## Panelled Leg Desk with Double Fixed Pedestals

**NEW!**



Oak

- Traditional rectangular shape
- 800mm depth workspace surface
- 25mm thick desktop surface
- Dual cable management ports
- Dual leg uprights for extra strength



### 1x2 Drawer & 1x3 Drawer Pedestals

Code	Width	Depth	Height	RRP
MIRDP16FP2FP3	1600mm	800mm	730mm	£646
MIRDP18FP2FP3	1800mm	800mm	730mm	£655

### 2x2 Drawer Pedestals

Code	Width	Depth	Height	RRP
MIRDP16FP2FP2	1600mm	800mm	730mm	£635
MIRDP18FP2FP2	1800mm	800mm	730mm	£644

### 2x3 Drawer Pedestals

Code	Width	Depth	Height	RRP
MIRDP16FP3FP3	1600mm	800mm	730mm	£657
MIRDP18FP3FP3	1800mm	800mm	730mm	£666

Select the storage option by adding the Fixed Pedestal suffix to the end of a product code; an example code: MIRDP12FP2OAK is a straight 1200mm panel leg desk, with a fixed pedestal and an oak top finish..



Grey Oak (GRY)



Beech (BCH)



Maple (MPE)



Oak (OAK)



Walnut (WNT)



White (WHT)

---

# IMPULSE TWO TONE DESKS

---

Chair: Nola High Back Executive (p163)





### EYE APPEAL

Stunning two-tone panel concept gives these workspaces maximum upscale designer appeal.



### BIG PROPORTIONS

Full depth floor to desktop side panels and a deep front modesty panel.



### QUALITY

High definition wood grain tops with contrast brilliant White side sections.



### SUPERIOR DETAILING

Soft 2mm abs self-coloured protective edging, integral cable ports and all metal fittings.

## FINISH OPTIONS



Grey Oak & White (GRYWHT)



Maple & White (MPEWHT)



Oak & White (OAKWHT)



Walnut & White (WNTWHT)



Beech & White (BCHWHT)

Continued...

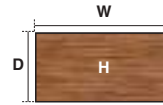


## Straight Desk 600mm Depth



Oak & White

- Rectangular shaped desk
- 25mm thick wood grain finished
- MFC panel legs
- Adjustable feet
- Dual cable management ports



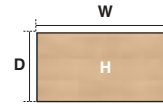
Code	Width	Depth	Height	RRP
MIRDP86	800mm	600mm	730mm	£178
MIRDP106	1000mm	600mm	730mm	£187
MIRDP126	1200mm	600mm	730mm	£200
MIRDP146	1400mm	600mm	730mm	£215
MIRDP166	1600mm	600mm	730mm	£225
MIRDP186	1800mm	600mm	730mm	£233

## Straight Desk 800mm Depth



Maple & White

- Rectangular shaped desk
- 25mm thick wood grain finished
- Adjustable feet
- Dual cable management ports



Code	Width	Depth	Height	RRP
MIRDP12	1200mm	800mm	730mm	£216
MIRDP14	1400mm	800mm	730mm	£232
MIRDP16	1600mm	800mm	730mm	£243
MIRDP18	1800mm	800mm	730mm	£252

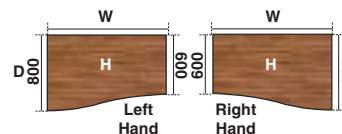
Fixed pedestal options available on page 38

## Wave Desk 600/800mm Depth



Beech & White

- Wave front shaped desk
- 25mm thick desktop surface
- Dual cable management ports
- Adjustable feet
- Left & right handed desks available



Code	Width	Depth	Height	RRP
MIWDLP146 Left Hand	1400mm	800/600mm	730mm	£236
MIWDRP146 Right Hand	1400mm	600/800mm	730mm	£236
MIWDLP166 Left Hand	1600mm	800/600mm	730mm	£246
MIWDRP166 Right Hand	1600mm	600/800mm	730mm	£246

Select the finish by adding the colour suffix to the end of a product code; an example code: MIRDP126**OAKWHT** is a 600 Deep, Straight 1200mm desk, with panel legs and an oak top finish.



Grey Oak & White (GRYWHT)



Beech & White (BCHWHT)



Maple & White (MPEWHT)



Oak & White (OAKWHT)



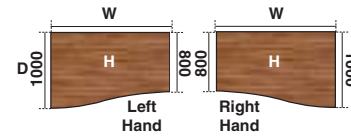
Walnut & White (WNTWHT)

## Wave Desk 800/1000mm Depth



Walnut & White

- Wave front shaped desk
- 25mm thick desktop surface
- Dual cable management ports
- Adjustable feet
- Left & right handed desks available



Code	Width	Depth	Height	RRP
IWDLP14 Left Hand	1400mm	1000/800mm	730mm	£255
IWDRP14 Right Hand	1400mm	800/1000mm	730mm	£255
IWDLP16 Left Hand	1600mm	1000/800mm	730mm	£267
IWDRP16 Right Hand	1600mm	800/1000mm	730mm	£267

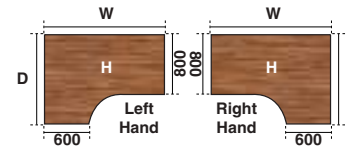
Fixed pedestal options available on page 38

## Crescent Desk



Maple & White

- Maximum working space
- Triple cable management ports
- 25mm thick wood grain finished MFC panel legs
- Adjustable feet
- Left & right handed desks available



Code	Width	Depth	Height	RRP
MICDLP16 Left Hand	1600mm	1200mm	730mm	£267
MICDRP16 Right Hand	1600mm	1200mm	730mm	£267
MICDLP18 Left Hand	1800mm	1200mm	730mm	£319
MICDRP18 Right Hand	1800mm	1200mm	730mm	£319

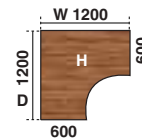
Fixed pedestal options available on page 38

## Corner Desk



Oak & White

- 3 cable ports
- Deep set modesty panel (5") allows for compatibility of most screen clamp fittings



Code	Width	Depth	Height	RRP
ICCDP12	1200mm	1200mm	730mm	£319



Grey Oak & White  
(GRYWHT)



Beech & White  
(BCHWHT)



Maple & White  
(MPEWHT)



Oak & White  
(OAKWHT)



Walnut & White  
(WNTWHT)

# Air Sit-Stand

Sedentary working has now become widely recognised as one of the biggest health threats in the modern office.

Employees sitting at desks for long periods of time risk a possibility of developing a variety of conditions.

Our Sit-Stand height adjustable desking provides a solution to the health at work challenge.

By using our Sit-Stand desking with a choice of four widths, two frames and six finishes, users will enjoy better general health that will also improve their efficiency at work.

Healthy and happy employees equal increased productivity and efficiency.



Chair: Sital Posture (p109)



### QUALITY COUNTS

Twin motors lift and safely support up to 120kg of weight on your adjustable desktop.



### SAFETY FIRST

A safety stop feature is fitted to every desk, it will stop rising/falling if an object becomes trapped.



### EASY TO USE

The units come with four memory presets. You can save an ideal position for sitting, perching, standing & still have one spare.




### THE BIG CHOICE

Tri-telescopic legs provide both more stability when fully extended and a greater height range to accommodate all users.

## FINISH OPTIONS



Grey Oak (GRY)



Maple (MPE)



Oak (OAK)



Walnut (WNT)



Beech (BCH)



White (WHT)



# Air Sit-Stand Height Adjustable Desks **NEW!**

- Powerful twin motors provide exceptionally smooth movement
- 4x pre-programmable height settings
- Extendable beam pack to accommodate most standard desk sizes
- Adjustable feet, for levelling and anti-rock
- 40mm per second height adjustment speed
- 120kg weight capacity

660-1310mm



Beech Top with Cable Ports & Silver Legs



Grey Oak Top Boardroom Table with Silver Legs



Anti-Fatigue Mat  
AFBB

## Height Adjustable Desk with Cable Ports

Code	Width	Depth	Height	RRP
<b>600 Depth</b>				
HASCP126*	1200mm	600mm	660-1310mm	£953
HASCP146*	1400mm	600mm	660-1310mm	£963
HASCP166*	1600mm	600mm	660-1310mm	£973
HASCP186*	1800mm	600mm	660-1310mm	£983

## 800 Depth

HASCP128*	1200mm	800mm	660-1310mm	£958
HASCP148*	1400mm	800mm	660-1310mm	£968
HASCP168*	1600mm	800mm	660-1310mm	£977
HASCP188*	1800mm	800mm	660-1310mm	£987

## Height Adjustable Desk

Code	Width	Depth	Height	RRP
<b>800 Depth</b>				
HAS128*	1200mm	800mm	660-1310mm	£953
HAS148*	1400mm	800mm	660-1310mm	£963
HAS168*	1600mm	800mm	660-1310mm	£973
HAS188*	1800mm	800mm	660-1310mm	£983

## Boardroom Table

Code	Name	RRP
IHABT1800	Silver Leg Frame Only	£904
IHABT2400	White Leg Frame Only	£904

## Frame Only

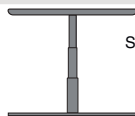
Code	Name	RRP
HASLF	Silver Leg Frame Only	£904
HAWLF	White Leg Frame Only	£904

## Anti-Fatigue Mat

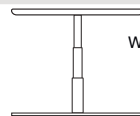
Code	Width	Depth	Height	RRP
AFBB	560mm	460mm	60mm	£112

Specify your leg colour and wood finish using the code suffixes e.g. HAS168 1600\*800 Desk with Silver Leg in Beech = HAS168SBCH

Options:



Silver Legs (\*S)



White Legs (\*W)



Grey Oak (GRY)



Beech (BCH)



Maple (MPE)



Oak (OAK)




Walnut (WNT)



White (WHT)



# Air Sit-Stand Desk Accessories



Code	Width	Depth	Height	RRP
ICB800	800mm	115mm	55mm	£104
ICB10	1000mm	115mm	55mm	£113
ICB12	1200mm	115mm	55mm	£122
ICB14	1400mm	115mm	55mm	£131
ICB16	1600mm	115mm	55mm	£140

- Suggested to use a cable basket smaller than the width of the desk its intended for



Code	Width	Depth	Height	RRP
IP000144 Black Cable Spine	68mm	36mm	1600mm	£84
IP000145 White Cable Spine	68mm	36mm	1600mm	£84
CPU Holder				
IP000089 Silver	205mm	465mm	450mm	£145
IP000090 White	205mm	465mm	450mm	£145
IP000091	205mm	465mm	450mm	£120

## Backdrop Screens



See page 204 for colour options



### Oblong Backdrop Screens

Code	Width	Depth	Height	RRP
SBRCR40120	1200mm	20mm	400mm	£284
SBRCR40140	1400mm	20mm	400mm	£290
SBRCR40160	1600mm	20mm	400mm	£302
SBRCR40180	1800mm	20mm	400mm	£344

### Wave Backdrop Screens

Code	Width	Depth	Height	RRP
SBRCW40120	1200mm	20mm	400mm	£284
SBRCW40140	1400mm	20mm	400mm	£290
SBRCW40160	1600mm	20mm	400mm	£302
SBRCW40180	1800mm	20mm	400mm	£344

---

# IMPULSE ITALIA RANGE

---





## PRACTICALITY

The strong pillar design avoids leg traps and obstacles under the table and effectively maximises the space.



## EYE APPEAL

The brushed steel post leg and base finish is stylish, modern and wear resistant.



## VERSATILE

A mix of round, rectangular and square shapes create unlimited options for meeting and conference tables linked together.




## CHOICE

Tables come in a selection of five wood and one White finish to compliment any meeting area workspace.

## FINISH OPTIONS



Grey Oak (GRY)



Maple (MPE)



Oak (OAK)



Walnut (WNT)



Beech (BCH)



White (WHT)

Continued...



## Italia Round Table

**NEW!**



Oak

Code	Width	Depth	Height	RRP	Height	RRP	Height	RRP
IPTRM6	600mm	600mm	475mm	£246	725mm	£255	1145mm	£296
IPTRM8	800mm	800mm	475mm	£262	725mm	£267	1145mm	£314
IPTRM10	1000mm	1000mm	475mm	£324	725mm	£339	1145mm	£357
IPTRM12	1200mm	1200mm	475mm	£336	725mm	£357	1145mm	£369

For 475mm high use suffix L, for 725mm high use suffix M, for 1145mm high use suffix H. Follow this with the colour suffix for your finish of choice.

- 25mm thick desk top profile
- Brushed stainless steel effect circular base (580mm diameter)
- Brushed stainless steel pillar (76mm diameter)
- Weighted base provides stability
- Two part bolted frame system

## Italia Square Table

**NEW!**



Beech

Code	Width	Depth	Height	RRP	Height	RRP	Height	RRP
IPCT6	600mm	600mm	475mm	£256	725mm	£274	1145mm	£297
IPCT8	800mm	800mm	475mm	£269	725mm	£288	1145mm	£311
IPCT10	1000mm	1000mm	475mm	£316	725mm	£325	1145mm	£347

For 475mm high use suffix L, for 725mm high use suffix M, for 1145mm high use suffix H. Follow this with the colour suffix for your finish of choice.

- 25mm thick desk top profile
- Brushed stainless steel effect circular base (580mm diameter)
- Brushed stainless steel pillar (76mm diameter)
- Weighted base provides stability
- Two part bolted frame system

## Italia Rectangle Table - 800mm deep

**NEW!**



Maple

Code	Width	Depth	Height	RRP	Height	RRP	Height	RRP
IPTRF12	1200mm	800mm	475mm	£484	725mm	£502	1145mm	£545
IPTRF14	1400mm	800mm	475mm	£493	725mm	£511	1145mm	£562
IPTRF16	1600mm	800mm	475mm	£502	725mm	£520	1145mm	£579
IPTRF18	1800mm	800mm	475mm	£511	725mm	£529	1145mm	£597

For 475mm high use suffix L, for 725mm high use suffix M, for 1145mm high use suffix H. Follow this with the colour suffix for your finish of choice.

- 25mm thick desk top profile
- Dual, brushed stainless steel effect circular base (580mm diameter)
- Brushed stainless steel pillars (76mm diameter)
- Weighted base provides stability
- Two part bolted frame system

Select the finish by adding the colour suffix to the end of a product code; an example code: IPTRM12HG<sup>RY</sup> is a High 1200mm Round Table and a Grey Oak top finish.



Grey Oak (GRY)



Beech (BCH)



Maple (MPE)



Oak (OAK)



Walnut (WNT)



White (WHT)

## Italia Rectangle Table - 600mm deep **NEW!**



Maple

Code	Width	Depth	Height	RRP	Height	RRP	Height	RRP
IPTCT12	1200mm	600mm	475mm	£480	725mm	£499	1145mm	£542

For 475mm high use suffix L, for 725mm high use suffix M, for 1145mm high use suffix H. Follow this with the colour suffix for your finish of choice.

- 25mm thick desk top profile
- Dual, brushed stainless steel effect circular base (580mm diameter)
- Brushed stainless steel pillars (76mm diameter)
- Weighted base provides stability
- Two part bolted frame system

## Italia High Gloss Table **NEW!**



Black Gloss



Black (BGW)



White (WGW)

Code	Width	Depth	Height	RRP	Height	RRP	Height	RRP
IPTHG18	1800mm	1200mm	475mm	£948	725mm	£969	1145mm	£1018
IPTHG24	2400mm	1200mm	475mm	£1078	725mm	£1099	1145mm	£1148

For 475mm high use suffix L, for 725mm high use suffix M, for 1145mm high use suffix H. Follow this with the colour suffix for your finish of choice.

- 25mm thick desk top profile
- Dual, brushed stainless steel effect circular base (580mm diameter)
- Brushed stainless steel pillars (76mm diameter)
- Weighted base provides stability
- Writable desk surface (compatible with Franken marker pens - see page 81)

## Italia Boardroom Table **NEW!**



Walnut

Code	Width	Depth	Height	RRP	Height	RRP	Height	RRP
IPTBT18	1800mm	1000mm	475mm	£567	725mm	£587	1145mm	£632
IPTBT24	2400mm	1000mm	475mm	£641	725mm	£662	1145mm	£710

For 475mm high use suffix L, for 725mm high use suffix M, for 1145mm high use suffix H. Follow this with the colour suffix for your finish of choice.

- 25mm thick desk top profile
- Dual, brushed stainless steel effect circular base (580mm diameter)
- Brushed stainless steel pillars (76mm diameter)
- Weighted base provides stability
- Two part bolted frame system



Grey Oak (GRY)



Beech (BCH)



Maple (MPE)



Oak (OAK)



Walnut (WNT)



White (WHT)

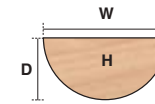
---

# IMPULSE BOX LEG TABLES

---

A variety of tables with a stylish Silver square leg  
suitable for all meeting and conference settings

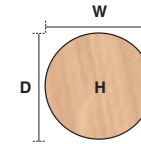
## Semi-circle Table



Code	Width	Depth	Height	RRP
ISLSC16	1600mm	800mm	725mm	£239

- Impulse free standing meeting table
- Height adjusting feet
- 18mm thick top
- Large, sturdy legs

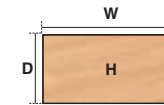
## Circle Table



Code	Width	Depth	Height	RRP
ISLC12	1200mm	1200mm	725mm	£208

- Attractive Silver coated box leg
- Height adjusting feet
- 2mm ABS protective edging

## Straight Table

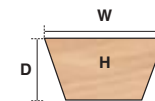


Code	Width	Depth	Height	RRP
ISLST12	1200mm	800mm	725mm	£159
ISLST16	1600mm	800mm	725mm	£207
ISLST18	1800mm	800mm	725mm	£228

### Square

ISLST8	800mm	800mm	725mm	£121
--------	-------	-------	-------	------

## Trapezium Table



Code	Width	Depth	Height	RRP
ISLTT16	1600mm	800mm	725mm	£239


- Impulse free standing meeting table
- Height adjusting feet
- 18mm thick top
- Large, sturdy legs



Grey Oak (GRY)



Beech (BCH)



Maple (MPE)



Oak (OAK)



Walnut (WNT)



White (WHT)

---

# IMPULSE POST LEG TABLES

---





## Semi-circle Table



Beech

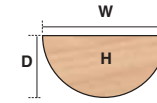


Oak

Walnut

Maple

White



Code	Width	Depth	Height	RRP
IPLSCT16	1600mm	800mm	725mm	£352

- Impulse free standing meeting table
- Height adjusting feet
- 25mm thick top
- Large and sturdy tubular leg

## Circle Table



Maple

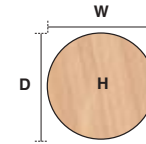


Oak

Walnut

Beech

White



Code	Width	Depth	Height	RRP
IPLCT12	1200mm	1200mm	725mm	£230

- Attractive Silver coated post leg
- Height adjusting feet
- 2mm ABS protective edging

## Straight Table



Oak

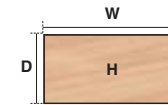


Beech

Walnut

Maple

White



Code	Width	Depth	Height	RRP
IPLST12	1200mm	800mm	725mm	£255
IPLST14	1400mm	800mm	725mm	£282
IPLST16	1600mm	800mm	725mm	£288
IPLST18	1800mm	800mm	725mm	£314

### Square

IPLST8	800mm	800mm	725mm	£240
--------	-------	-------	-------	------

## Trapezium Table



Walnut

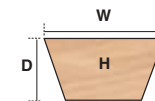


Oak

Beech

Maple

White



Code	Width	Depth	Height	RRP
IPLTT16	1600mm	800mm	725mm	£352

- Impulse free standing meeting table
- Height adjusting feet
- 25mm thick top
- Large and sturdy tubular leg



Grey Oak (GRY)



Beech (BCH)



Maple (MPE)



Oak (OAK)



Walnut (WNT)



White (WHT)

# Folding & Flip-Top Tables

## Rectangular Table



Folding Leg Table in Oak



Folding Leg Table in Beech



Folding Leg Table in Walnut



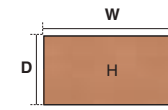
Flip-Top Table in White



Flip-Top Table in Maple



Flip-Top Table in Grey Oak



### Folding Leg Table

Code	Width	Depth	Height	RRP
IFR1200 Rectangle	1200mm	800mm	730mm	£273
IFR1600 Rectangle	1600mm	800mm	730mm	£312
IFR1800 Rectangle	1800mm	800mm	730mm	£328

### Flip-Top Table with Castors

Code	Width	Depth	Height	RRP
IFTR1600 Rectangle	1600mm	800mm	730mm	£312

- Table folds easily for space efficient storage
- Provides excellent team working environment
- Chrome plated steel legs

## Trapezium Table



Oak



Beech



White



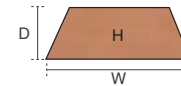
Walnut



Maple



Grey Oak



Code	Width	Depth	Height	RRP
IFT1600 Trapezium	1600mm	800mm	730mm	£357

- Table folds easily for space efficient storage
- Provides excellent team working environment
- 2mm ABS protective edging
- Heat resistant
- Chrome plated steel legs

## Semi-circle Table



Oak



Beech



White



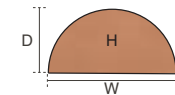
Walnut



Maple



Grey Oak



Code	Width	Depth	Height	RRP
IFS1600 Semi-circle	1600mm	800mm	730mm	£357

- Table folds easily for space efficient storage
- Provides excellent team working environment
- 2mm ABS protective edging
- Heat resistant
- Chrome plated steel legs



Grey Oak (GRY)



Beech (BCH)



Maple (MPE)



Oak (OAK)



Walnut (WNT)



White (WHT)

# Conference End Tables

## D-End



Oak



Grey Oak



Walnut



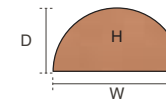
Beech



Maple



White



Code	Width	Depth	Height	RRP
ICD800 D-End	800mm	400mm	730mm	£121
ICD1600 D-End	1600mm	1000mm	730mm	£186

- Stylish Silver legs
- Fits to end of all Impulse desks
- Floor levlers included

## Radial End



Oak



Grey Oak



Walnut



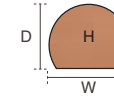
Beech



Maple



White



Code	Width	Depth	Height	RRP
ICR1000 Radial End	1000mm	1100mm	730mm	£169

- Stylish Silver legs
- Fits to end of all Impulse desks
- Floor levlers included

## Quarter End



Oak



Grey Oak



Walnut



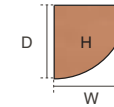
Beech



Maple



White



Code	Width	Depth	Height	RRP
ICE800 Quarter End	800mm	800mm	730mm	£121

- Stylish Silver legs
- Fits to end of all Impulse desks
- Floor levlers included

## Coffee Table



Oak



Walnut



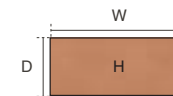
Beech



Maple



White



Code	Width	Depth	Height	RRP
Wooden Panel Legs				
MICT6P	600mm	600mm	450mm	£159
MICT12P	1200mm	600mm	450mm	£195

- Stylish panel legs
- Available in two sizes
- Floor levlers included



Grey Oak (GRY)



Beech (BCH)



Maple (MPE)



Oak (OAK)



Walnut (WNT)



White (WHT)

# Conference Panel Leg Tables

## Boardroom Table



Oak



Grey Oak



Beech



Maple



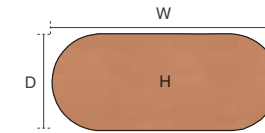
White



Walnut

- High definition wood or White grain finish
- Integrated floor levellers
- Distinctive arrowhead legs

Code	Width	Depth	Height	RRP
MIBT1800	1800mm	1000mm	730mm	£396
MIBT2400	2400mm	1000mm	730mm	£433



## Free-Standing Round Tables



Walnut



Grey Oak



Beech



Maple



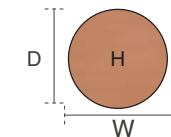
Oak



White

- Distinctive arrowhead legs
- Floor levellers included
- High definition tops

Code	Width	Depth	Height	RRP
MIRMT10	1000mm	1000mm	730mm	£251
MIRM12P	1200mm	1200mm	730mm	£263



Grey Oak (GRY)



Beech (BCH)



Maple (MPE)



Oak (OAK)



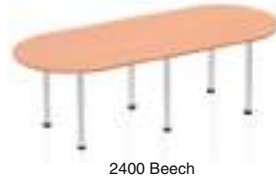
Walnut (WNT)



White (WHT)

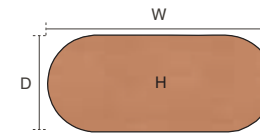
# Conference Post Leg Tables

## Boardroom Table



- High definition wood or White grain finish
- Integrated floor levellers
- Cylinder leg design

Code	Width	Depth	Height	RRP
IBT1800	1800mm	1000mm	730mm	£396
IBT2400	2400mm	1000mm	730mm	£433

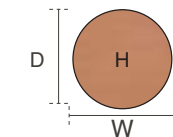


## Free-Standing Round Tables



- Floor levellers included
- High definition tops

Code	Width	Depth	Height	RRP
IRMT10	1000mm	1000mm	730mm	£251
IRM1200	1200mm	1200mm	730mm	£263




Available leg finishes:  
 Silver (S)  
 Chrome (C)  
 Brushed Aluminium (BA)  
 White (W)



Grey Oak (GRY)



Beech (BCH)



Maple (MPE)



Oak (OAK)



Walnut (WNT)



White (WHT)

# Storage

Our universal storage products provide a solution for every requirement.

Whether it's 'at desk' storage such as handy pedestal pods or 'away from desk' cupboards & bookcases, we have a wide variety of universal storage options.

Our selection works with the Impulse, Evolve Plus and even Air Sit-Stand ranges. The six finishes in these ranges mean that no matter what, our storage partners will match perfectly.

Our core storage units are packed with quality features too.

They include:

- 25mm thick melamine panels
- Adjustable feet for floor levelling on desk high pedestals
- Locks on cupboards, pedestals and filing cabinets
- Anti-tilt safety device on filing cabinets



Desk: 1400 Straight Panel End Desk (p36)

# Evolve Plus & Impulse Storage Pedestals

## Desk High Pedestals



- 3 Lockable drawers
- Fully extending telescopic drawer runners
- 1 filing drawer
- 600mm & 800mm deep options

Code	Width	Depth	Height	RRP
IDHP3600	430mm	600mm	730mm	£225
IDHP3800	430mm	800mm	730mm	£263

## Mobile Pedestals



- Fully extending telescopic drawer runners
- Lockable castors

Code	Width	Depth	Height	RRP
IMP2	430mm	500mm	510mm	£205
IMP3	430mm	500mm	510mm	£205

## Tall Under Desk Pedestals



- 3 Lockable drawers
- Fully extending telescopic drawer runners
- Extra tall mobile pedestal

Code	Width	Depth	Height	RRP
NUDP3	300mm	550mm	695mm	£217
UDP3	440mm	550mm	695mm	£232

Note: Under desk pedestals do not fit underneath 600mm depth or Bench desks

## Fixed Pedestals



- 3 Lockable drawers
- Fully extending telescopic drawer runners
- FP3 has three general storage drawers.
- FP2 has one filing drawer and one stationary drawer

Code	Width	Depth	Height	RRP
FP2	440mm	550mm	410mm	£196
FP3	440mm	550mm	410mm	£207

Note: Fixed Pedestals do not fit underneath 600mm deep desks.

## Steel Pedestals



- Tough steel construction
- Suspended pen tray organiser included
- Standard width

Code	Width	Depth	Height	RRP
SMPWHITE	390mm	500mm	600mm	£270
SMPSILVER	390mm	500mm	600mm	£270

## Slimline Steel Pedestals



- Tough steel construction
- Suspended pen tray organiser included
- Slimline option

Code	Width	Depth	Height	RRP
SLMPWHITE	300mm	500mm	600mm	£256
SLMPSILVER	300mm	500mm	600mm	£256



# Evolve Plus & Impulse Storage Bookcases



ICO2000  
4 Shelf Open Bookcase

IB2000  
4 Shelf Bookcase

IB1600  
3 Shelf Bookcase

IB1200  
2 Shelf Bookcase

IB800  
Single Shelf Bookcase

- Can be converted to Impulse cupboard with ease
- Discreet floor levellers
- Robust 25mm variable shelves
- Adjustable shelving positions

Code	Width	Depth	Height	RRP
IB800	800mm	400mm	800mm	£172
IB1200	800mm	400mm	1200mm	£225
IB1600	800mm	400mm	1600mm	£273
IB2000	800mm	400mm	2000mm	£319
ICO2000	800mm	400mm	2000mm	£396

## Evolve & Impulse Storage Cupboards



IC2000  
4 Shelf Cupboard

IC1600  
3 Shelf Cupboard


IC1200  
2 Shelf Cupboard

IC800  
Single Shelf Cupboard

IDH600  
Single Shelf, Extra Depth Cupboard

- Strong 18mm backboards
- Lockable full length doors
- Discreet floor levellers
- Robust 25mm variable shelves

Code	Width	Depth	Height	RRP
IC800	800mm	400mm	800mm	£225
IC1200	800mm	400mm	1200mm	£282
IC1600	800mm	400mm	1600mm	£339
IC2000	800mm	400mm	2000mm	£416
Desk High - 600 Extra Depth Cupboard				
IDH600	800mm	600mm	730mm	£282





# Evolve Plus & Impulse Storage Filing Cabinets

## Filing Cabinets - 4 Drawers



IFC4WNT

- 4 lockable drawers
- Fully extending telescopic drawer runners
- Floor levellers
- Stylish Silver handles

Code	Width	Depth	Height	RRP
IFC4	500mm	600mm	1445mm	£388



IFC4GRY IFC4MPE IFC4BCH IFC4OAK IFC4WHT

## Filing Cabinets - 3 Drawers



IFC3GRY

- 3 lockable drawers
- Fully extending telescopic drawer runners
- Floor levellers
- Stylish Silver handles

Code	Width	Depth	Height	RRP
IFC3	500mm	600mm	1125mm	£351



IFC3OAK IFC3MPE IFC3BCH IFC3WHT IFC3WNT

## Filing Cabinets - 2 Drawers



IFC2OAK

- 2 lockable drawers
- Fully extending telescopic drawer runners
- Floor levellers
- Stylish Silver handles

Code	Width	Depth	Height	RRP
IFC2	500mm	600mm	800mm	£312



IFC2WNT IFC2WHT IFC2GRY IFC2MPE IFC2BCH

## Desk High Side Filers - 2 Drawers



IDHF600BCH

- Fully extending telescopic drawer runners
- Floor levellers
- Stylish Silver handles
- Fits on the end of an Impulse or Evolve Plus desk

Code	Width	Depth	Height	RRP
IDHF600	800mm	600mm	730mm	£492



IDHF600GRY IDHF600OAK IDHF600MPE IDHF600WNT IDHF600WHT



Grey Oak (GRY)



Beech (BCH)



Maple (MPE)



Oak (OAK)



Walnut (WNT)



White (WHT)

# HIGH GLOSS

---

When your meeting needs to be inspired by a conference atmosphere that exudes confidence and quality, our exciting High Gloss furniture does just that.

Available in stunning White or piano Black super sheen finish, the furniture suites have 25mm tops.

Tables are mounted on Silver curved legs on a Silver sub-frame and benefit from the inclusion of built-in floor levellers.

The storage options include matching cupboards and a double width one-top credenza unit.

The furniture can be complemented with any visitor and conference chairs.





Boardroom Tables  
Page 68



Cupboards  
Page 69



Reception Counters  
Page 69

# HIGH GLOSS

# High Gloss Writable Boardroom Tables



White Finish  
WGW1800BT



Black Finish  
BGW2400BT



Perfect with FRANKEN Board Marker  
Pens found on page 81

- Easy wipe-clean writable surface
- Extra large table to seat up to 8 people
- Floor levellers included
- Stylish slow curve boat shape
- MDF High gloss surface

Code	Width	Depth	Height	RRP
BGW2400BT (Black)	2400mm	1200mm	800mm	£1,219
WGW2400BT (White)	2400mm	1200mm	800mm	£1,219
BGW1800BT (Black)	1800mm	1200mm	800mm	£1014
WGW1800BT (White)	1800mm	1200mm	800mm	£1014

## High Gloss Height Adjustable Writable Boardroom Tables

**NEW!**




Code	Width	Depth	Height	RRP
HABGW1800 (Black)	1800mm	1200mm	660-1310mm	£1177
HAWGW1800 (White)	1800mm	1200mm	660-1310mm	£1177
HABGW2400 (Black)	2400mm	1200mm	660-1310mm	£1382
HAWGW2400 (White)	2400mm	1200mm	660-1310mm	£1382

Leg colour options: Silver (SBT), White (WBT).  
Example code: HAWGW2400SBT is a 2400 Writable Boardroom  
Table in White High Gloss with Silver Height Adjustable Legs.




Black (BGW)



White (WGW)

# High Gloss Reception Desks



Black & Matt White  
RD006HGBLACK



Matt & Gloss White  
RD006HGWHITE



- Fully operational reception counter
- Discreet floor levellers
- Silver feature supports

Code	Width	Depth	Height	RRP
RD006HG (Black)	2485mm	835mm	1030mm	£1,578

Units include a matching storage unit with two stationery drawers and a filing drawer

Code	Width	Depth	Height	RRP
RD006HG (White)	2485mm	835mm	1030mm	£1,578

## Desk High Cupboard

- Stunning high gloss finish
- Discreet floor levellers included
- Lockable cupboard doors

Code	Width	Depth	Height	RRP
DHCB01 (Black)	800mm	600mm	725mm	£607
DHCW01 (White)	800mm	600mm	725mm	£607



## Desk High Dual Credenza Cupboards

- Dual cupboard unit
- 4 lockable doors
- 25mm high gloss top

Code	Width	Depth	Height	RRP
I000909 (Black)	1600mm	600mm	725mm	£1,416
I000908 (White)	1600mm	600mm	725mm	£1,416




Black (BA)



White (WA)

# Desk Accessories

## Cable Management Tray (Universal)



Cable Management Tray  
ICB1600

Code	Width	Depth	Height	RRP
ICB800SLV	800mm	115mm	55mm	£104
ICB10SLV	1000mm	115mm	55mm	£113
ICB12SLV	1200mm	115mm	55mm	£122
ICB14SLV	1400mm	115mm	55mm	£131
ICB16SLV	1600mm	115mm	55mm	£140

Fits Impulse, Air Sit-Stand & Evolve single bench.

## Pose Monitor Arms & Accessories

**NEW!**



Anti-Fatigue Mat  
AFBB



Laptop Holder  
LTH037

Code	Screen Size	Weight Limit	Tilt Range	RRP
Single arm PE01	10" to 27"	5kg	-85° to 15°	£112
Dual Arms PE02	10" to 27"	5kg	-85° to 15°	£169

Laptop Holder

LTH037	10" to 27"	5kg	-	£60
--------	------------	-----	---	-----

Anti-Fatigue Mat

Code	Width	Depth	Height	RRP
AFBB	560mm	460mm	60mm	£112

## Power & Network Cables



Name	Code	RRP
1M 4 Socket Extension	KC0279	£136
4M 4 Socket Extension	KC0280	£145
5M 4 Socket Extension	KC0281	£147
6M 4 Socket Extension	KC0282	£156
1M Ethernet Cable	IP000080	£41
4M Ethernet Cable	IP000083	£46
5M Ethernet Cable	IP000084	£46
6M Ethernet Cable	IP000085	£49

- Conforms to BS standards

## Cable Management Spine



Name	Code	Width	Depth	Height	RRP
Black Cable Spine	SP116	140mm	-	630mm	£102
Grey Cable Spine	SP116G	140mm	-	630mm	£102
White Cable Spine	SP116O	140mm	-	630mm	£102

**Sit-Stand Cable Spine** (See page 46 for Sit-Stand desking)

Name	Code	Width	Depth	Height	RRP
Black Cable Spine	IP000144	68mm	36mm	1600mm	£84
White Cable Spine	IP000145	68mm	36mm	1600mm	£84

## Desk Top Screen (For Impulse desk)



\*Desk clamps included

### Upholstery:

■ BLK = Black Fabric

■ BLU = Blue Fabric

■ UP = Bespoke Upholstery

### Metal Finishes:

■ S = Silver Finish

■ W = White Finish

Fits all Impulse desks

Code	Width	Depth	Height	RRP	
ISS1200	1200mm	25mm	400mm	£125	£141
ISS1400	1400mm	25mm	400mm	£137	£151
ISS1600	1600mm	25mm	400mm	£149	£161
ISS1800	1800mm	25mm	400mm	£156	£167

## Steel Mobile Pedestals



SMP - Standard Width



SLMP - Slimline

Name	Code	Width	Depth	Height	RRP
Silver Pedestal	SMPSILVER	395mm	560mm	565mm	£270
White Pedestal	SMPWHITE	395mm	560mm	565mm	£270

Name	Code	Width	Depth	Height	RRP
Silver Slim Pedestal	SLMPSILVER	310mm	565mm	560mm	£256
White Slim Pedestal	SLMPWHITE	310mm	565mm	560mm	£256

# Impulse Plus Screens

Desk high fabric screens define personal areas whilst creating a more private feel.

Floor standing screens define personal space more acutely whilst acrylic desk mounted screens provide a stylish and contemporary space-defining solution.

Our designers have also created backdrop screens to fit height adjusting desks and other workstations to double up as a modesty panel and hide wire management systems.

Our UK manufactured screens are all fully guaranteed and come in a choice of the nine most popular fabrics with scores of other fabrics available on demand.

Impulse Plus desk high screens are all designed to fit the Impulse desking range and come complete with fitting clamps suitable for standard 25mm thick desk tops with a back-of-desk overhang.

Desk: 1200 Straight Systems Desk (p32)  
Storage: 3 Drawer Mobile Pedestal (p63)







## BIG SELECTION

Our screens come in a variety of shapes & sizes. Complete with clamps to fit our Impulse desking or feet for floor standing.



## COLOUR YOUR WORLD

Our screens are available in a huge range of fabrics and colours. We have, however, selected the nine most popular to make ordering simpler.



## QUALITY ENGINEERED

All screens have thermoset polyester powder coated frames, combustion modified foam and flame retardant fabrics to ensure the highest quality.



## QUICK SUPPLY

Our screens can be supplied typically within five working days of order making it one of the largest express delivery screen ranges available today.

## FINISH OPTIONS



Beige (BGE)



Black (BLK)



Burgundy (BGY)



Lead (LED)



Light Grey (LGY)



Palm Green (GRN)



Powder Blue (PBL)



Royal Blue (RBL)



Sky Blue (SBL)

Continued...

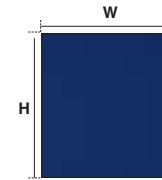


# Impulse Plus Screens

## Floor Screens



- Free-standing floor screen with stabilising feet included
- Excellent at absorbing sound

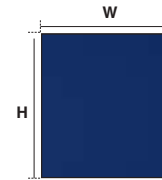


Code	Width	Depth	Height	RRP
SFR165120	1200mm	28mm	1650mm	£380
SFR165160	1600mm	28mm	1650mm	£392
SFR180120	1200mm	28mm	1800mm	£408
SFR180160	1600mm	28mm	1800mm	£421

## Vision Screens



- Clear acrylic shatter-proof vision panels
- Gives an overview of office or public areas
- uPVA protective edge trim
- Combustion modified foam as standard



Code	Width	Depth	Height	RRP
SFH165120	1200mm	28mm	1650mm	£547
SFH180120	1200mm	28mm	1800mm	£571

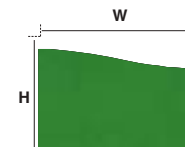
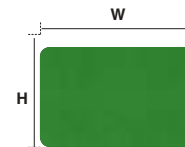
## Backdrop Screen



- Our backdrop screens have a 20cm screen surface area below the top of the desk.
- The height relates to the screen size from desk top to top of the screen.
- All backdrops have a 5mm gap at the back of the desk for cable feed



See page 46 for Air Sit-Stand Height Adjustable Desks



### Oblong Backdrop Screens

Code	Width	Depth	Height	RRP
SBRCR40120	1200mm	20mm	400mm	£284
SBRCR40140	1400mm	20mm	400mm	£290
SBRCR40160	1600mm	20mm	400mm	£302
SBRCR40180	1800mm	20mm	400mm	£344

### Wave Backdrop Screens

Code	Width	Depth	Height	RRP
SBRCW40120	1200mm	20mm	400mm	£284
SBRCW40140	1400mm	20mm	400mm	£290
SBRCW40160	1600mm	20mm	400mm	£302
SBRCW40180	1800mm	20mm	400mm	£344

Add colour code to the end of the product code. Fabric options are not available for Acrylic Screens.



Beige (BGE)



Black (BLK)



Burgundy (BGY)



Lead (LED)



Light Grey (LGY)



Palm Green (GRN)



Powder Blue (PBL)

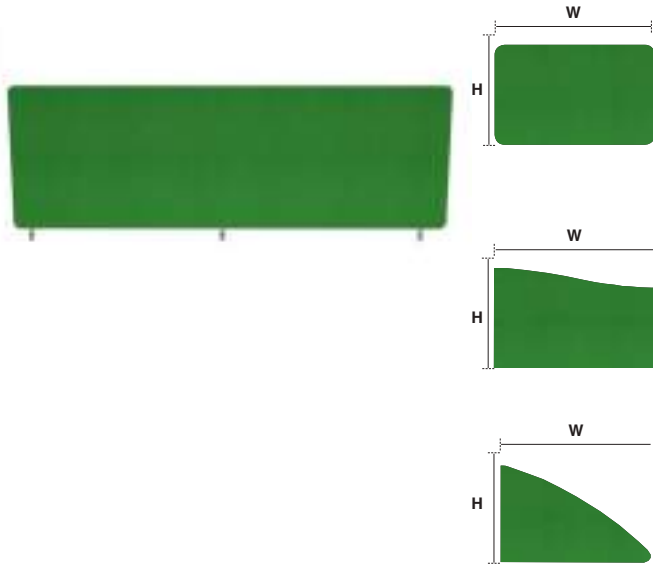


Royal Blue (RBL)



Sky Blue (SBL)

# Desktop Screens



## Oblong Straight Corner

Code	Width	Depth	Height	RRP
SDR4580	800mm	28mm	450mm	£179
SDR45100	1000mm	28mm	450mm	£193
SDR45120	1200mm	28mm	450mm	£197
SDR45140	1400mm	28mm	450mm	£201
SDR45160	1600mm	28mm	450mm	£203
SDR45180	1800mm	28mm	450mm	£235

## Wave Straight Corner

SDW4580	800mm	28mm	450mm	£228
SDW45100	1000mm	28mm	450mm	£242
SDW45120	1200mm	28mm	450mm	£246
SDW45140	1400mm	28mm	450mm	£249
SDW45160	1600mm	28mm	450mm	£252
SDW45180	1800mm	28mm	450mm	£284

## Angle Desktop Screens

SDA4580	800mm	28mm	450mm	£228
SDA45100	1000mm	28mm	450mm	£242
SDA45120	1200mm	28mm	450mm	£246
SDA45140	1400mm	28mm	450mm	£249
SDA45160	1600mm	28mm	450mm	£252
SDA45180	1800mm	28mm	450mm	£284

## Oblong Rounded Corners


Code	Width	Depth	Height	RRP
SDRCR4080	800mm	28mm	400mm	£227
SDRCR40100	1000mm	28mm	400mm	£232
SDRCR40120	1200mm	28mm	400mm	£240
SDRCR40140	1400mm	28mm	400mm	£247
SDRCR40160	1600mm	28mm	400mm	£252
SDRCR40180	1800mm	28mm	400mm	£293

## Wave Rounded Corner

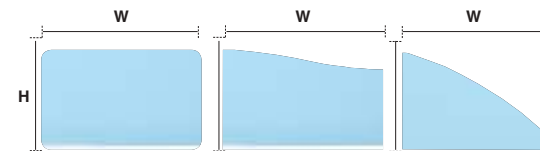
SDRCW4080	800mm	28mm	400mm	£227
SDRCW40100	1000mm	28mm	400mm	£232
SDRCW40120	1200mm	28mm	400mm	£240
SDRCW40140	1400mm	28mm	400mm	£247
SDRCW40160	1600mm	28mm	400mm	£252
SDRCW40180	1800mm	28mm	400mm	£293

- Sound absorbing acoustic qualities
- Defines working space area
- uPVA protective edge trim
- Flame retardant fabric to BS476-Part 7
- Combustion modified foam as standard

# Acrylic Screens



- Simple, clean lines with frosted acrylic finish
- Easy to use fixing clamps included
- Durable, wipe-clean surfaces



Only available in frosted Blue

## Oblong Desktop Screen

Code	Width	Depth	Height	RRP
SAO04801	800mm	6mm	400mm	£378
SAO41401	1400mm	6mm	400mm	£446
SAO41601	1600mm	6mm	400mm	£499
SAO41801	1800mm	6mm	400mm	£545

## Wave Desktop Screen

SAS04801	800mm	6mm	400mm	£378
SAS41401	1400mm	6mm	400mm	£446
SAS41601	1600mm	6mm	400mm	£499
SAS41801	1800mm	6mm	400mm	£545

## Angle Desktop Screen

SAA04801	800mm	6mm	400mm	£378
SAA41401	1400mm	6mm	400mm	£446
SAA41601	1600mm	6mm	400mm	£499
SAA41801	1800mm	6mm	400mm	£545



Beige (BGE)



Black (BLK)



Burgundy (BGY)



Lead (LED)



Light Grey (LGY)



Palm Green (GRN)



Powder Blue (PBL)



Royal Blue (RBL)



Sky Blue (SBL)


# PRESENTATIONAL

The Franken brand of presentation products is the most popular in Europe. Designed and engineered in Germany, the range matches proven quality with outstanding value.

The Whiteboards, flipcharts, notice boards, frames, screens, planners and other presentational products all carry the reassurance of years of reliability and the exceptional relevance to the market that 40 years of manufacturing gives Franken.

They are all fully guaranteed and have passed the stringent tests placed on them by the UK and European standards institutes.

Ensure you make a positive connection in the modern workplace with Franken products – Made For Teamwork.



**FRANKEN**  
made for teamwork

Contact our sales team for a full range FRANKEN visual communications catalogue.





Drywipe Boards  
Page 78



Magnetic Whiteboards  
Page 78



Magnetic Flipcharts  
Page 79



Magnetic Revolving  
Whiteboards  
Page 79



Felt Pin Boards  
Page 80



Cork Pin Boards  
Page 80



Glass Magnetic  
Whiteboards  
Page 81



Accessories  
Page 81

# PRESENTATIONAL

## Drywipe Whiteboard

- Anodised aluminium frame
- Sturdy steel backed construction on ValueLine boards
- Melamine backing on Contract boards
- Can be displayed portrait or landscape
- Integrated marker tray and wall mounting kit



Set of 4 Marker Pens  
Available on page 81



## ValueLine Drywipe Whiteboard

Code	Width	Height	RRP
SC3012	450mm	600mm	£33
SC3002	900mm	600mm	£50
SC3003	1200mm	900mm	£79
SC3019	1200mm	1200mm	£107
SC3014	1500mm	1200mm	£124
SC3005	1800mm	1200mm	£159
SC3006	2400mm	1200mm	£203



## Contract Drywipe Whiteboard

Code	Width	Height	RRP
SC2002	900mm	600mm	£42
SC2003	1200mm	900mm	£68
SC2005	1800mm	1200mm	£119




## Magnetic Whiteboard

- Sturdy steel backed construction on ValueLine boards
- Eco-friendly recycled fibreboard backing on Contract boards
- Anodised aluminium frame
- Can be displayed portrait or landscape
- Integrated marker tray and wall mounting kit



A4 Document Holder  
Available on page 81



Set of Magnets  
Available on page 71



## ValueLine Lacquered Steel Whiteboard

Code	Width	Height	RRP
WB14560	450mm	600mm	£38
WB16090	900mm	600mm	£61
WB190120	1200mm	900mm	£107
WB1120120	1200mm	1200mm	£141
WB1120180	1800mm	1200mm	£209
WB1120240	2400mm	1200mm	£266
WB1120300	3000mm	1200mm	£362




## Contract Magnetic Whiteboard

Code	Width	Height	RRP
SC2102	900mm	600mm	£37
SC2103	1200mm	900mm	£61
SC2105	1800mm	1200mm	£158



# Flipchart Board

- Sturdy steel backed construction on ValueLine boards
- Integrated marker tray
- Quick change holder for standard flipchart pads
- Tripod height adjustment allows up to 1880mm
- Mobile height adjustment allows up to 2000mm



A4 Document Holder  
Available on page 81



Flipchart Paper  
Available on page 81

## ValueLine Flipchart Easel

Description	Code	Width	Depth	Height	RRP
Magnetic Tripod Flipchart Easel	EL-FC20	680mm	1100mm	1880mm	£142
Magnetic Tripod Flipchart Easel with 2 Extendable Arms	EL-FC22	680mm	1100mm	1880mm	£159
Magnetic Mobile Flipchart Easel	EL-FC31	600mm	1100mm	1880mm	£227

## Contract Flipchart Easel

Description	Code	Width	Depth	Height	RRP
Non-Magnetic Tripod Flipchart Easel	EL-FC10DY	680mm	1050mm	1880mm	£91
Magnetic Mobile Flipchart Easel	EL-FC31DY	680mm	600mm	1880mm	£190



# Magnetic Revolving Whiteboard

- 360° revolving boards that can be fixed at any angle
- Magnetic drywipe surface
- Robust White stand
- Dual steering castors ensure perfect mobility
- Integrated marker tray



Set of Magnets  
Available on page 81



Set of 4 Marker Pens  
Available on page 81

## Revolving Whiteboard

Code	Width	Depth	Height	RRP
STC201	900mm	670mm	1200mm	£435
STC206	1200mm	670mm	1200mm	£639
STC202	1500mm	670mm	1000mm	£637
STC207	1500mm	670mm	1200mm	£715
STC203	2000mm	670mm	1000mm	£751
STC204	1200mm	670mm	1800mm	£764



## Felt Pin Board

- Silver anodised aluminium frame
- Includes mounting kit
- Can be displayed portrait or landscape
- Sturdy steel backed construction on ValueLine boards
- Eco-friendly recycled fibreboard backing on Contract boards



Assorted Round Push Pins  
Available on page 81



## ValueLine Felt Pin Board

Code	Width	Height	RRP
PT1312	600mm	450mm	£38
PT1302	900mm	600mm	£45
PT1303	1200mm	900mm	£66
PT1319	1200mm	1200mm	£89
PT1314	1500mm	1200mm	£102
PT1305	1800mm	1200mm	£135
PT1306	2400mm	1200mm	£174



## Contract Felt Pin Board (Blue & Grey Felt Only)

Code	Width	Height	RRP
PT2302	900mm	600mm	£35
PT2303	1200mm	900mm	£61
PT2305	1800mm	1200mm	£97



## Cork Pin Board

- Silver anodised aluminium frame
- Includes mounting kit
- Can be displayed portrait or landscape
- Sturdy steel backed construction on ValueLine boards
- Eco-friendly recycled fibreboard backing on Contract boards

Assorted Round Push Pins  
Available on page 81



## ValueLine Cork Board

Code	Width	Height	RRP
KT1412	600mm	450mm	£38
KT1402	900mm	600mm	£45
KT1403	1200mm	900mm	£66
KT1419	1200mm	1200mm	£102
KT1414	1500mm	1200mm	£112
KT1405	1800mm	1200mm	£141
KT1406	2400mm	1200mm	£181





# Glass Whiteboard

- Ideal for practical planning or for decoration
- Can be used with board or chalk markers
- Glass surface with a 25 year guarantee
- Includes mounting kit



Neon Chalk Markers  
Available below



Silver Cube Magnets  
Available below



Chrome Magnets  
Available below



## Magnetic Glass Board - Optical White

Code	Width	Height	RRP
GTL9012009	1200mm	900mm	£249
GTL12012009	1200mm	1200mm	£379
GTL12015009	1500mm	1200mm	£449
GTL12018009	1800mm	1200mm	£504
GTL12020009	2000mm	1200mm	£567
GTL12024009	2400mm	1200mm	£680

## Accessories



Name	Code	Size	RRP
Drywipe Board			
Board Markers 4 Pieces Colours	Z1999	2-6mm	£10
Magnetic Board			
10 Various Colour Magnets	HM10 99	13mm	£5
10 Various Colour Magnets	HM20 99	24mm	£6
A4 Magnetic Grey Document Holder	ITSA4M 12	215x302mm	£11
Flipchart			
100 Sheets Flipchart White Paper	F2120	680x980mm	£66
1 Flipchart Marker Red	Z220001	2-6mm	£6
1 Flipchart Marker Green	Z220002	2-6mm	£6
1 Flipchart Marker Blue	Z220003	2-6mm	£6
1 Flipchart Marker Black	Z220010	2-6mm	£6



Name	Code	Size	RRP
Revolving Whiteboard			
Board Markers 4 Pieces Colours	Z1999	2-6mm	£11
Felt & Cork Pinboard			
Assorted Round Push pins 100	4300/100 99	150mm	£8
Magnetic Glass Board			
4 Silver Magnet Cube	HMN1010	10x10x10mm	£33
5 Chrome Magnets	HM16CR/5	16mm	£23
5 Chrome Magnets	HM22CR/5	22mm	£28
5 Chrome Magnets	HM25CR/5	25mm	£32
5 Chrome Magnets	HM30CR/5	30mm	£32
6 Chrome Magnets	HMS13	10mm	£18
1 Neon Yellow Chalk Marker	ZKM L04	2-5mm	£7
1 Neon Pink Chalk Marker	ZKM L07	2-5mm	£7
1 Neon Green Chalk Marker	ZKM L19	2-5mm	£7
4 Neon Chalk Marker Various Colours	ZKM L99	2-5mm	£22

# QUBE STEEL STORAGE

---

Made in the UK, the QUBE range provides outstanding value with a 5 year warranty.

All branded units will provide footscap and A4 filing. Filing cabinets and stationery cupboards feature flush front letter box drawer and door pulls.

Filing cabinets have integral contents badge holders.

For maximum security and peace of mind, all QUBE storage is fully lockable. The drawer units even benefit from anti-tilt safety mechanisms that are fitted as standard.

All products are supplied fully assembled, with the added option of also being available flat packed for on-site assembly to overcome any access issues.

MADE IN  
BRITAIN



**QUBE**





2 Drawer Filing Cabinet  
Page 84



3 Drawer Filing Cabinet  
Page 84



4 Drawer Filing Cabinet  
Page 84



2m Tall Tambour  
Page 85



1m Tall Tambour  
Page 85



Tall 2 Door Cupboards  
Page 86



2 Door Cupboards  
Page 86



Steel Lockers  
Page 87



Steel Storage Accessories  
Page 87

# QUBBE STEEL STORAGE

# QUBE Filing Cabinets

## 2 Drawer Filing Cabinet



Black  
Q2FCBLK



Light Grey  
Q2FCGRY



White  
Q2FCWHT

- Flush front letter box drawer pulls with integrated contents badge holders
- Light texture epoxy powder coated
- Fully lockable
- Integral anti-tilt safety mechanism fitted
- Manufacturer's guarantee
- Soft, protective feet
- Supplied assembled as standard
- Integrated contents badge

**5Years**  
Warranty

Code	Width	Depth	Height	RRP
Q2FC	458mm	622mm	711mm	£217

Comes in Light Grey, White & Black finishes as standard.

## 3 Drawer Filing Cabinet



Black  
Q3FCBLK



Light Grey  
Q3FCGRY



White  
Q3FCWHT

- Flush front letter box drawer pulls with integrated contents badge holders
- Light texture epoxy powder coated
- Fully lockable
- Integral anti-tilt safety mechanism fitted
- Manufacturer's guarantee
- Soft, protective feet
- Supplied assembled as standard
- Integrated contents badge

**5Years**  
Warranty

Code	Width	Depth	Height	RRP
Q3FC	458mm	622mm	1009mm	£266

Comes in Light Grey, White & Black finishes as standard.

## 4 Drawer Filing Cabinet



Black  
Q4FCBLK



Light Grey  
Q4FCGRY



White  
Q4FCWHT


- Flush front letter box drawer pulls with integrated contents badge holders
- Light texture epoxy powder coated
- Fully lockable
- Integral anti-tilt safety mechanism fitted
- Manufacturer's guarantee
- Soft, protective feet
- Supplied assembled as standard
- Integrated contents badge

**5Years**  
Warranty

Code	Width	Depth	Height	RRP
Q4FC	458mm	622mm	1320mm	£296

Comes in Light Grey, White or Black finishes as standard.


Select your colour by adding the relevant colour code suffix to the item; e.g. Q3FCBLK = 3 Drawer filing cabinet in Black



Black (BLK)



Light Grey (GRY)



White (WHT)

# QUBE Steel Tambour Cupboards

## 2m Tall Tambour



Black  
Q2STBLK



Light Grey  
Q2STGRY



White  
Q2STWHT

- Tough, epoxy powder coated finish
- Supplied ready to take internals to suit users needs
- Light textured paint treatment
- Triple point locking for maximum security
- Soft, protective feet
- Attractive discreet handle
- Matching colour doors
- Strong high grade steel carcass

**5Years**  
Warranty

Code	Width	Depth	Height	RRP
Q2ST	1003mm	507mm	2000mm	£570

Comes in Light Grey & White finishes as standard.  
Black finish is made to order.

Supplied ready to add own choice of internal fittings (page 87).  
Roll out fittings recommended for bottom half of unit only.

## 1m Tall Tambour



Black  
Q1STBLK



Light Grey  
Q1STGRY



White  
Q1STWHT

- Tough, epoxy powder coated finish
- Supplied ready to take internals to suit users needs
- Light textured paint treatment
- Triple point locking for maximum security
- Soft, protective feet
- 5 year manufacturers guarantee
- Attractive discreet handle
- Matching colour doors
- Strong high grade steel carcass


**5Years**  
Warranty

Code	Width	Depth	Height	RRP
Q1ST	1003mm	507mm	1016mm	£456

Comes in Light Grey & White finishes as standard.  
Black finish is made to order.

Supplied ready to add own choice of internal fittings (page 87).  
Roll out fittings recommended for the bottom half of unit only.


Select your colour by adding the relevant colour code suffix to the item; e.g. Q1STBLK = 1m Tall Tambour in Black



Black (BLK)



Light Grey (GRY)



White (WHT)

# QUBE Steel Stationery Cupboards

## 1830mm Tall 2 Door Cupboards



Black  
QC2BLK



Light Grey  
QC2GRY



White  
QC2WHT

- Stunning epoxy powder coated treatment
- Supplied with shelves
- Add own choice of internal fittings (page 87)
- Light textured paint finish
- Triple locking for maximum security
- High grade steel carcass
- Supplied assembled

**5Years**  
Warranty

Code	Width	Depth	Height	RRP
QC2	915mm	458mm	1830mm	£330

Comes in Light Grey, White or Black finishes as standard.

Supplied ready to add own choice of internal fittings (page 87).  
Roll out fittings recommended for bottom half of unit only.

## 1020mm Tall 2 Door Cupboards



Black  
QC1BLK



Light Grey  
QC1GRY



White  
QC1WHT

- Stunning epoxy powder coated treatment
- Supplied with shelf
- Add own choice of internal fittings (page 87)
- Light textured paint finish
- Triple locking for maximum security
- High grade steel carcass
- Supplied assembled

**5Years**  
Warranty

Code	Width	Depth	Height	RRP
QC1	915mm	458mm	1020mm	£268

Comes in Light Grey, White or Black finishes as standard.

Supplied ready to add own choice of internal fittings (page 87).  
Roll out fittings recommended for the bottom half of unit only.

Select your colour by adding the relevant colour code suffix to the item; e.g. QC1GRY = 1000mm Tall 2 Door Cupboards in Light Grey



Black (BLK)



Light Grey (GRY)



White (WHT)

# QUBE Steel Lockers



1 Door  
GL1DA2BLK



2 Doors  
GL2DA2GRY



4 Doors  
GL4DA2GRY



6 Doors  
GL6DA2WHT

- Stunning epoxy powder coated treatment
- Light textured paint finish
- 5 year manufacturers guarantee
- Made in the UK
- High grade steel carcass
- Finished in Light Grey
- 2 key mastered series
- Standard cam lock fitted
- FIRA certified

**5Years**  
Warranty

Name	Code	Width	Depth	Height	RRP
1 Door	GL1DA2	305mm	458mm	1780mm	£249
2 Door	GL2DA2	305mm	458mm	1780mm	£275
4 Door	GL4DA2	305mm	458mm	1780mm	£389
6 Door	GL6DA2	305mm	458mm	1780mm	£467

Comes in Light Grey as standard, White or Black finishes are made to order.



Black (BLK)



Light Grey (GRY)



White (WHT)

# QUBE Steel Storage Accessories



Multi Purpose Shelf  
QMPSGRY



Suspended Frame  
QRSFGRY

**5Years**  
Warranty

Name	Code	Width	Depth	RRP
Multi Purpose Shelf	QMPSGRY	913mm	390mm	£26
Lateral Filing Frame	QLFSGRY	908mm	390mm	£64
Roll Out Shelf	QRRSGRY	838mm	385mm	£120
Suspended Frame	QRSFGRY	800mm	330mm	£157


Roll out fittings recommended for the bottom half of unit only.

# SECURITY


Security has never been more important than in today's modern office. It is critical that confidential documents, valuables and financial records are kept safe.

We are all carrying more valuable items with us as well - and sometimes these need extra secure storage when not in use. Phoenix is the UK's leading office and home security specialist.


We are proud to offer a vast range of Phoenix security products. Have a browse through the following pages for examples of their most popular solutions.



Fire Protection Paper



Fire Protection Data




Fire Protection Digital Media



Water Resistant



Electronic Lock



Drop Tested



Changeable Lock



Key Lock



Recommended Insurance Rating





# Phoenix Security

## Cash Deposit Security Safe



- **SECURITY PROTECTION:** Recommended for overnight cash cover of £3,120 cash or £31,200 valuables.
- **DEPOSIT FACILITY:** Fitted with a special Phoenix tilting baffle plate to ensure that the contents cannot be 'fished out'.
- **CONSTRUCTION:** Constructed with a 12mm steel plate door and 6mm body.
- **FIXING:** Supplied with fixing bolts for concrete floors.

Front Loading Cashier Deposit safe for 24 hour cash management.

Code / Lock Type				External			Internal			Weight	Volume
Key	RRP	Electronic	RRP	Width	Depth	Height	Width	Depth	Height		
PX0015	£819	PX0013	£984	340mm	380mm	480mm	328mm	323mm	448mm	54kg	47 Litres
PX0018	£1137	PX0016	£1302	340mm	380mm	700mm	328mm	323mm	646mm	68kg	68 Litres
PX0021	£1608	PX0019	£1773	510mm	510mm	760mm	495mm	415mm	315mm	130kg	92 Litres



## Commercial Key Cabinet



- **SPECIAL FEATURES:** Each unit comes with adjustable hook bars and number labels to suit.
- The 400 and 600-hook units are double door cabinets.
- **FIXING:** The cabinets have pre-drilled fixing holes for wall mounting.
- **LOCKING:** Fitted with a high quality cylinder key lock or electronic code lock with 4 digit user code.
- **FINISH:** Finished in a high quality durable powder coated finish.

A series of high quality Key Cabinets ranging from 42 hooks up to 600 hook units.

Code / Lock Type				External			Internal			Weight	Hooks
Key	RRP	Electronic	RRP	Width	Depth	Height	Width	Depth	Height		
PX0047	£143	PX0046	£279	270mm	80mm	350mm	N/A	N/A	N/A	4kg	42 Hooks
PX0051	£163	PX0050	£341	300mm	80mm	450mm	N/A	N/A	N/A	6kg	64 Hooks
PX0055	£213	PX0054	£407	380mm	80mm	550mm	N/A	N/A	N/A	7kg	100 Hooks
PX0059	£279	PX0058	£502	380mm	140mm	550mm	N/A	N/A	N/A	11kg	200 Hooks
PX0063	£407	PX0062	£697	380mm	205mm	550mm	N/A	N/A	N/A	14kg	300 Hooks
PX0067	£486	PX0066	£788	730mm	140mm	550mm	N/A	N/A	N/A	20kg	400 Hooks
PX0070	£664	PX0069	£1114	730mm	205mm	550mm	N/A	N/A	N/A	28kg	600 Hooks



## Cygnus Key Deposit Safe



- **SECURITY:** When bolted to a wall these key safes provide defence against burglaries aimed at stealing car keys, house keys etc.
- **FIXING:** Ready prepared for fixing to the wall with bolts supplied.
- **SPECIAL FEATURES:** A key deposit slot, allowing keys to be deposited without the need to open the safe.
- **KEY TAGS:** Supplied complete with a selection of coloured key rings.
- **LOCKING:** Advanced electronic locking with anti-tamper solenoid.

The Phoenix Cygnus series of Electronic key deposit safes are available in capacities of 30 - 700 keys

Code / Lock Type				External			Internal			Weight	Hooks
Key	RRP	Electronic	RRP	Width	Depth	Height	Width	Depth	Height		
N/A	-	PX0110	£209	300mm	100mm	280mm	295mm	80mm	275	6.5kg	30 Keys
N/A	-	PX0111	£221	300mm	100mm	360mm	275mm	80mm	350	7.5kg	48 Keys
N/A	-	PX0112	£366	430mm	130mm	660mm	424mm	110mm	655	20kg	144 Keys
N/A	-	PX0113	£852	580mm	250mm	755mm	570mm	230mm	745	43kg	300 Keys
N/A	-	PX0114	£901	580mm	280mm	760mm	570mm	260mm	750	46kg	500 Keys
N/A	-	PX0115	£1104	580mm	330mm	760mm	570mm	310mm	750	49kg	700 Keys



## Titan Fire & Security Safe



- **FIRE PROTECTION (PAPER):** Tested to the International NT Fire 017 - 60 fire test standard, at the Swedish SP Testing Centre providing 60 minutes fire protection for paper documents.
- **FIRE PROTECTION (DIGITAL MEDIA):** Tested to MTC - DIP120 - 60DMA fire test standard, providing 60 minutes fire protection for digital media, DVD's, USB memory sticks.
- **SECURITY PROTECTION:** Recommended for an overnight cash risk of £2,080 or £20,800 valuables and is also ready prepared for floor fixing with fixing bolts for concrete floors supplied.
- **FITTINGS:** Fitted with a high quality key lock (2 keys supplied) or high security electronic lock.

The Phoenix Titan is a modern, compact, fire and security resistant safe designed to meet the need for residential and business use.

Code / Lock Type				External			Internal				
Key	RRP	Electronic	RRP	Width	Depth	Height	Width	Depth	Height	Weight	Volume
PX0324	£424	PX0322	£465	412mm	363mm	360mm	320mm	234mm	260mm	28kg	19 Litres
PX0327	£482	PX0325	£527	350mm	430mm	410mm	260mm	304mm	320mm	34kg	25 Litres
PX0330	£599	PX0328	£641	400mm	440mm	515mm	300mm	300mm	405mm	53kg	36 Litres



## Vela Home & Office



- **SECURITY PROTECTION:** Recommended for overnight cash cover of £1,040 cash or £10,400 valuables.
- **CONSTRUCTION:** Vela safes supplied as standard with twin live locking bolts and concealed internal hinges for increased security.
- **LOCKING:** Advanced electronic locking with anti-tamper solenoid.
- **FIXING:** Ready prepared for fixing to the floor or wall, with fixing bolts supplied for brick walls or concrete floors.
- **LIGHTING:** Fitted with a bright LED interior light so that the contents can easily be seen, even in the most dimly lit cupboards.

THE PHOENIX VELA SERIES is designed for use at home or in the office for storage of valuables, cash and important documents. With its high quality key-lock or user friendly electronic lock it is ideal for multiple applications.

Code / Lock Type				External			Internal				
Key	RRP	Electronic	RRP	Width	Depth	Height	Width	Depth	Height	Weight	Volume
PX0342	£134	PX0341	£147	310mm	200mm	200mm	305mm	160mm	195mm	6kg	10 Litres
PX0344	£159	PX0343	£172	350mm	250mm	250mm	340mm	185mm	240mm	8kg	15 Litres
PX0346	£242	PX0345	£258	450mm	365mm	250mm	440mm	300mm	240mm	12kg	31 Litres
PX0348	£300	PX0347	£308	350mm	310mm	500mm	345mm	300mm	495mm	19kg	51 Litres
PX0350	£362	PX0349	£378	370mm	445mm	560mm	366mm	435mm	556mm	23kg	88 Litres



## World Class Vertical Fire file



Optional Data Protection Insert

- **FIRE PROTECTION (PAPER):** 120 minutes fire protection for paper documents **FIRE PROTECTION (DIGITAL MEDIA):** 60 minutes fire protection for digital media to MTC-DIP120-60DM.
- **FIRE PROTECTION (DATA):** 120 minutes fire protection for computer tapes and digital media if optional FSDPI08 is used.
- **CAPACITY:** Able to accommodate foolscap, A4 and A5 files on width adjustable rails.
- **WATER RESISTANT:** Water resistant seals prevent water damage to contents when the cabinet is subjected to sprinkler systems or fire hoses.

The Phoenix Vertical Fire File FS2250 & FS2270 series offers unrivalled protection for documents and data in a stylish modern filing cabinet format. Ultra lightweight insulation materials mean the cabinet can be used on most standard floors without the need for support.

Code / Lock Type				External			Internal				
Key	RRP	Electronic	RRP	Width	Depth	Height	Width	Depth	Height	Weight	Volume
PX0363	£2067	PX0361	£2172	525mm	675mm	720mm	385mm	505mm	255mm	140kg	98 Litres
PX0366	£3043	PX0364	£3093	525mm	675mm	1405mm	385mm	505mm	255mm	266kg	196 Litres



## Datacombi Safe



- **FIRE PROTECTION (PAPER):** Tested to Swedish NT Fire 017 - 90 Paper. Providing 90 minutes fire protection for paper documents.
- **FIRE PROTECTION (DATA):** Tested to Swedish NT Fire 017 - 90dis. Providing 90 minutes fire protection for CD's, DVD's, tapes and all forms of data storage.
- **SECURITY PROTECTION:** Recommended for an overnight cash risk of £2,600 or £26,000 valuables.
- **FITTINGS:** Complete with height adjustable shelf and a lockable drawer.
- **DROP TEST:** Drop tested from 9.1 meters for resistance to the impact of falling through the burning floors of a building or the collapse of the building.

**FOUR SAFES IN ONE** This safe provides fire protection for paper documents, computer diskettes, tapes and all forms of data storage and security for cash and valuables all in one unit. Suitable for use in residential or business premises.

Code / Lock Type				External			Internal			Weight	Volume
Key	RRP	Electronic	RRP	Width	Depth	Height	Width	Depth	Height		
PX0139	£1596	PX0137	£1683	500mm	500mm	720mm	375mm	330mm	510mm	93kg	63 Litres
PX0142	£1881	PX0140	£1960	520mm	520mm	900mm	380mm	330mm	670mm	120kg	84 Litres
PX0145	£2724	PX0143	£2807	655mm	560mm	1145mm	475mm	350mm	880mm	218kg	145 Litres



## Fire Ranger Safe



- **FIRE PROTECTION (PAPER):** Provides 30 minutes fire protection for paper records at 500°C.
- **SECURITY PROTECTION:** Recommended for overnight cash cover of £1,560 or valuables cover of £15,600.
- **DOOR CONSTRUCTION:** High security 3-way espagnolette bolt work provides great strength and attack resistance.
- **FITTINGS:** Supplied with 2 height adjustable shelves that also includes hanging rails for lateral files as standard.

The Phoenix Fire Ranger sets new standards for protection against fire and burglary attack in an economic, convenient and attractive format.

Code / Lock Type				External			Internal			Weight	Volume
Key	RRP	Electronic	RRP	Width	Depth	Height	Width	Depth	Height		
PX0190	£1645	PX0188	£1802	600mm	520mm	1225mm	506mm	415mm	1082mm	77kg	230 Litres
PX0193	£2121	PX0191	£2278	930mm	520mm	1225mm	814mm	415mm	1050mm	106kg	359 Litres
PX0196	£2654	PX0194	£2795	930mm	520mm	1950mm	814mm	415mm	1810mm	152kg	615 Litres
PX0199	£3315	PX0197	£3477	1250mm	520mm	1950mm	1134mm	415mm	1810mm	194kg	851 Litres



## Fortress Security Safe



- **SECURITY PROTECTION:** Tested to the prestigious European S2 Security standard EN14450 giving cash cover of £4,160 or Valuables cover of £41,600.
- **APPROVALS:** UK Police approved (Secured by Design scheme) and the Association of Insurance Surveyors (AIS).
- **CONSTRUCTION:** Double wall construction with anti drill plates.
- **FIXING:** Ready prepared for floor fixing, with fixing bolts for concrete supplied.
- **LOCKING:** High security VDS Class 1 double bitted key lock or electronic locking with time delay function.

The Phoenix Fortress SS1180 series is a range of high security safes designed and tested to the latest European test standards.

Code / Lock Type				External			Internal			Weight	Volume
Key	RRP	Electronic	RRP	Width	Depth	Height	Width	Depth	Height		
PX0207	£378	PX0206	£585	350mm	300mm	220mm	270mm	190mm	140mm	15kg	7 Litres
PX0209	£506	PX0208	£705	450mm	350mm	350mm	365mm	240mm	270mm	25kg	24 Litres
PX0211	£672	PX0210	£858	450mm	350mm	550mm	365mm	240mm	470mm	37kg	42 Litres
PX0213	£971	PX0212	£1145	445mm	400mm	805mm	360mm	290mm	715mm	54kg	74 Litres
PX0215	£1335	PX0214	£1497	440mm	400mm	1000mm	360mm	300mm	815mm	65kg	99 Litres



# SEATING

'We've got your back'

## Headrest

Additional support for the long term user that requires further head and neck support.

## Lumbar Support

The most critical area of the S shape spine is the lumbar. We have fixed and adjustable lumbar support options, the latter either operated by twist grip or inflating bulbs.

## Seat Tilt

This will give the user a rocking action that can be tension adjusted. The seat tilt can also be locked in a variety of positions when coincided with a lock/tilt mechanism.

## Mechanism & Levers

This determines the 'action' of the product. The way the seat moves in relation to the back. All levers are ergonomically shaped and placed for ease-of-use.

## Castors

All our swivel chairs have twin wheel, high impact castors. This ensures they run smoothly over the average eight miles they travel each year.

It is one of the very few areas in the office that will provide an improvement in health and efficiency.

Seating has developed massively, even in the last decade. Now users weight, build, usage and tasks all contribute to finding the perfect product.

Feature-rich posture, task, ergonomic, operator, heavy duty and 24 hour chairs all provide outstanding support and comfort - and that translates to more efficiency at work.

This guide helps explain some of the features that make our chairs the envy of everyone.

## Backrest

Backrests are available as either fixed or adjustable to provide a variety of options.

## Armrests

Armrests can be static loop style or height adjusting to fit each individual user. Further options include flip back or folding arms that can be easily stowed.

## Seat Slide

Users with longer or shorter legs often choose to use a seat slide for the optimum seating position for their personal needs.


## Seat Height

A gas lift strut makes adjusting chair height easy. Lifting the lever releases the automatic gas piston and allows the chair to rise.



POSTURE

96



TASK &  
OPERATOR

110



HEAVY  
DUTY

136



EXECUTIVE

140



VISITOR

168



AGILE SOFT  
SEATING

186



# Movement and Product icons



## **GAS HEIGHT ADJUSTMENT**

Power assisted gas safety lift to raise height of seat.



## **KNEE TILT**

Scissor shaped forward mounted tilt. This tilts the chair from the back of the knee; avoiding pressure points.



## **RATCHET BACKREST**

Drop the backrest to the lowest position and as you lift it to different heights, it locks on a ratchet.



## **HEADREST**

Provides support to head and neck muscles.



## **SYNCHRONISED TILT MECHANISM**

Backrest and seat recline together with approx 2:1 ratio in free float or locked action.



## **ANTI-SHOCK**

Prevents user being thrown forward when back or seat adjustments are released.



## **ADJUSTABLE LUMBAR SUPPORT**

Enhances lower back comfort with variable support feature.



## **ADJUSTABLE HEADREST**

Headrest moves for optimum support and comfort.



## **SEAT ANGLE ADJUSTMENT**

Seat angle is adjusted by a lever to meet ideal sitting position.



## **AUTO TILT TENSIONER**

Automatically adjusts the tension on tilt mechanisms to suit individual needs.



## **INTEGRAL LUMBAR**

A lumbar support within the chair to support lower back.



## **STACKING CHAIR**

Chairs that nest within each other to easily store.



## **ADJUSTABLE OR FREE FLOAT BACK**

Permanent Contact Back (PCB) can be locked or can be free to float at any angle.



## **TILT TENSION ADJUSTMENT**

Alters the amount of pressure required to tilt a chair depending on weight, build or preference.



## **FIXED ARMRESTS**

Provides forearm support for mouse and monitor users.



## **POSTURE SEATING**

Chairs designed & engineered to provide supreme comfort, support & health-improving features.



## **INDEPENDENT SEAT & BACK**

Asynchronous adjustment. Seat & backrest can be locked in any position independently.



## **SEAT SLIDE**

Adjusts the seat depth to fit your lower body and reduce any pressure trap points.



## **HEIGHT ADJUSTABLE ARMREST**

Armrests with various heights for better forearm support and comfort.



## **WEIGHT**

The maximum weight is stated in the icon, typically 125kgs. We also have heavier ratings up to 222kgs.



## **INFINITE LOCK MECHANISM**

Two lever: Adjust seat and back recline angle as one. Lockable in any reclined position.



## **SEAT DEPTH ADJUSTMENT**

Change the seating area for larger/smaller size to suit longer/shorter legs.



## **FOLDING ARMREST**

Arms that can fold away to enable users to get closer to desk.



## **USAGE**

Most chairs are rated to perform throughout a normal eight hour working day.



## **LOCK TILT MOTION**

Single lever locks chair in upright position or allows free tilting movement.



## **HEIGHT ADJUSTABLE BACKREST**

Allows variation of back height to suit different builds and preferences.



## **ADJUSTABLE ARMREST**

Sometimes called a 3D arm; they adjust for height, width and depth providing ultimate personalisation.

Certain products are designed and built for 24-hour usage, EN5459 Certification is the official certification that confirms this.

## GUARANTEE

All chairs are guaranteed for a minimum of one year. Higher grade options have three & five years

---



Products with a **one year** guarantee encompass a one year guarantee on mechanical parts and one year on upholstery.



Products with a **two year** guarantee encompass a two year guarantee on mechanical parts and one year on upholstery.



Products with a **three year** guarantee encompass a three year guarantee on mechanical parts and one year on upholstery.



Products with a **five year** guarantee encompass a five year guarantee on mechanical parts and two years on upholstery.



## BESPOKE UPHOLSTERY

Any product that includes this icon denotes that it can be upholstered in a variety of materials and colours. Further information is found on page 204.



Chair: Xenon Executive Chair (p153)



# POSTURE SEATING

---

More working hours are lost through back pain and poor posture than for any other reason.

In the UK alone it is estimated that a total of 8.9 million working days were lost due to work-related musculoskeletal disorders in the most recent statistics.

In each case that amounted to 17.6 days off work. It was 35% of all days lost due to ill health in 2018/19.

Our innovative, stylish and high-quality posture chairs are designed to provide outstanding support and a high level of adjustability.

This enables you to get the chair to 'fit' your best sitting position.

Every chair in our posture range has multiple functionalities. This allows users to set the chair up for the ideal sitting experience depending on height, weight, build and usage.

Posture seating is an investment in efficiency and comfort; more crucially it is an investment in good health.







Chiro Plus Range  
Page 98



Chiro Range  
Page 101



Stealth Range  
Page 102



Onyx Range  
Page 104



ErgoClick Plus Range  
Page 106



Ergo Range  
Page 107



Domino Range  
Page 108



Spry Range  
Page 109



Sital Range  
Page 109

## Chiropractor endorsed chairs



It takes a very special design to win the approval of one of the UK's top specialist chiropractors.

Leading healthcare professional Robert Bateman has tested and endorsed our posture chairs.

Dr Bateman comments:

*"Back pain is currently the largest reported reason for sickness absence. The staff that use a chair promoting good posture with the correct support will be more productive and efficient with a noticeable increase in customer satisfaction and decreased*

*absence levels. The correct chair is not an expense; it is an investment in your bottom line profitability."*

Robert Bateman  
Chiropractor specialist



# POSTURE SEATING

# Chiro Plus

Equipped with a sophisticated anti-shock synchronised reclining mechanism, the Chiro Plus can be perfectly adjusted to suit your personal requirements.

Each chair features backrest height and seat slider depth adjustment. They also have 3D arms that adjust by height, width and lateral planes.

Sculpted seat and back cushions create an unrivalled comfort zone.

The fully adjustable twist grip lumbar support on the upgraded Chiro Plus Ultimate options provides supreme lower back support.

We've got your back with the Chiro Plus range.



# Chiro Plus Ultimate Leather

- Equipped with dual adjustment lumbar support for ultimate comfort
- Synchronised tilting mechanism is lockable in multiple reclined positions
- Multi-position arm pads help prevent repetitive strain injury



PO000013  
Chiro Plus Ultimate Black Leather



Twist grip double-sided lumbar adjustment



Deep recline tilt back function with height adjustment and 2D headrest adjustment

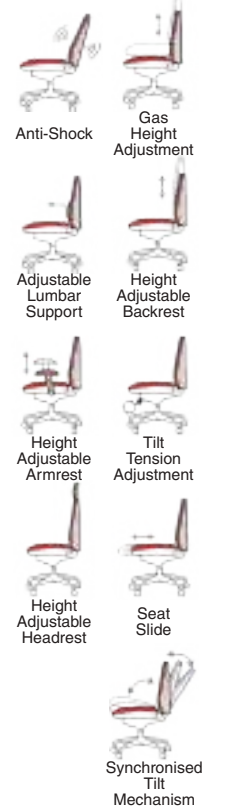
# Chiro Plus Ultimate Fabric



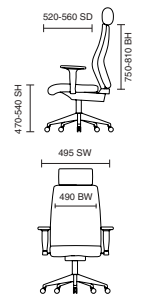
PO000012  
Chiro Plus Ultimate Blue Fabric



## Adjustments



## Dimensions



Stock Option RRP £1,005



Stock Option RRP £926



Upholstery See page 204 for full details  
**Band 1** £1,149    **Band 4** £1,227  
**Band 2** £1,183    **Band 5** £1,243  
**Band 3** £1,203    **Band 6** £1,263

# Chiro Plus

- Contoured seat and backrest cushions provide optimal comfort
- Synchronised tilting mechanism is lockable in any reclined position
- Fully adjustable, height & lateral armrest movement

# Chiro Plus Bespoke

150kg  
WEIGHT  
RATING

GUARANTEE  
5  
YEARS

CHIROPRACTOR  
APPROVED  
TESTING  
DIN EN ISO 9243

24  
Hour Usage



PO000002  
Chiro Plus Black Fabric with optional headrest



PO000018  
Chiro Plus Wine Fabric



KCUP0152  
Chiro Plus Bespoke Tansy Purple

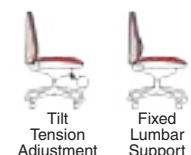
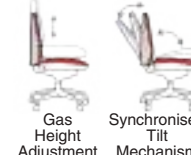
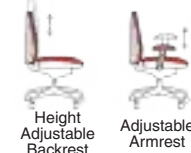
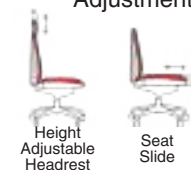


KCUP0159  
Chiro Plus Bespoke Maringa Teal with optional headrest

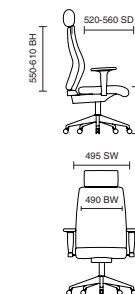
Options	RRP
Headrest	+£85

Options	RRP
Bespoke Headrest	+£110

## Adjustments



## Dimensions



Stock Option RRP £761



Upholstery See page 204 for full details

Band 1	£952	Band 4	£1028
Band 2	£983	Band 5	£1044
Band 3	£1004	Band 6	£1064

# Chiro High Back

110kg WEIGHT RATING  
 GUARANTEE 2 YEARS  
 CHIROPRACTOR APPROVED  
 24 Hour Usage

- Independent seat and back tilt adjustment
- Seat slide depth adjustment
- Air pump lumbar support
- Optional height adjustable or folding height adjustable arms available



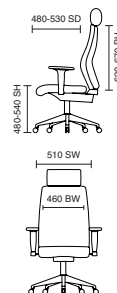
KCUP0097  
 Chiro High Back Bespoke Bergamot Cherry with optional Height Adjustable Arms



OP000007  
 Chiro High Back Blue Fabric with optional Height Adjustable Arms

Options	RRP
Folding Height Adjustable Arms	+£58
Height Adjustable Arms	+£50
Set of Glides	+£18

### Dimensions



# Chiro Medium Back

110kg WEIGHT RATING  
 GUARANTEE 2 YEARS  
 CHIROPRACTOR APPROVED  
 24 Hour Usage



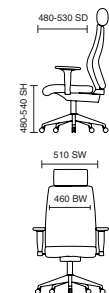
KCUP1502  
 Chiro Medium Back Bespoke Ginseng Chilli Seat



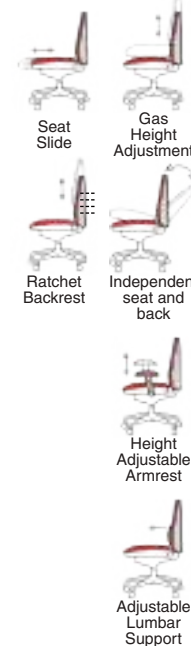
OP000010  
 Chiro Medium Back Black Fabric with optional Height Adjustable Arms

Options	RRP
Folding Height Adjustable Arms	+£58
Height Adjustable Arms	+£50
Set of Glides	+£18

### Dimensions



### Adjustments



Stock Option RRP £374



Upholstery See page 204 for full details

Band 1	£427	Band 4	£490
Band 2	£459	Band 5	£501
Band 3	£473	Band 6	£515

Stock Option RRP £328



Upholstery See page 204 for full details

Band 1	£375	Band 4	£431
Band 2	£402	Band 5	£440
Band 3	£415	Band 6	£453

# Stealth

The Stealth is a generously proportioned chair capable of delivering outstanding comfort and reliability to any user.

The superbly refined 24-hour chair is designed and engineered to cope in the most demanding of environments.

The Stealth is available in an all-mesh version or a deeply cushioned airmesh fabric with a mesh back configuration.

Available with optional height adjusting headrests.



# Stealth Full Mesh



- Suitable for heavy duty contract use
- Synchro-tilt multi-lock mechanism with weight tensioner
- Conforms to BIFMA/ANSI standards
- Extra large dimensions
- Ergonomic seat slide and optional headrest

# Stealth Airmesh Seat



PO000021  
Stealth II Mesh Seat & Mesh Back



PO000019  
Stealth II Airmesh Seat & Mesh Back



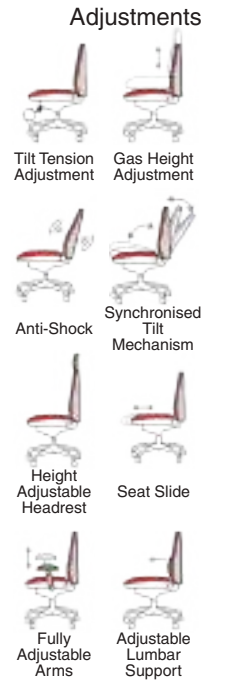
KC0159  
Stealth II Mesh Seat & Mesh Back with optional headrest

Options	RRP
Headrest	+£77

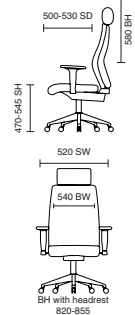


KC0158  
Stealth II Airmesh Seat & Mesh Back with optional headrest


Options	RRP
Headrest	+£77



## Dimensions



Stock Option RRP £831



Stock Option RRP £792



# Onyx Leather with Headrest

- Pocket sprung seat
- Asynchronous seat and back adjustments, lockable in any position
- Tall backrest with adjustable headrest
- Inflatable air-pump lumbar support
- A huge array of functions allows the Onyx to be adjusted for multiple users



OP000098  
Onyx Black Bonded Leather with Headrest



Pocket sprung seat cushion provides ultimate support and product longevity.

Options	RRP
Set of Glides	+£18

# Onyx Fabric with Headrest

**135kg**  
WEIGHT RATING

**5**  
YEARS  
GUARANTEE

CHIROPRACTOR APPROVED


**24**  
Hour Usage



KCUP0433  
Onyx Bespoke Bergamot Cherry with Headrest

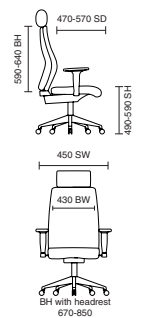
OP000096  
Onyx Blue Fabric with Headrest

## Adjustments



Options	RRP
Set of Glides	+£18

## Dimensions



Stock Option RRP £749

Stock Option RRP £712



Black  
Leather



Black  
Fabric

Blue  
Fabric



**Upholstery** See page 204 for full details

- |                    |                      |
|--------------------|----------------------|
| <b>Band 1</b> £893 | <b>Band 4</b> £977   |
| <b>Band 2</b> £929 | <b>Band 5</b> £994   |
| <b>Band 3</b> £950 | <b>Band 6</b> £1,014 |



# Onyx Leather

- Pocket sprung seat
- Asynchronous seat and back adjustments, lockable in any position
- Inflatable air-pump lumbar support
- A huge array of functions allows the Onyx to be adjusted for multiple users

# Onyx Fabric

135kg  
WEIGHT  
RATING

GUARANTEE  
5  
YEARS

CHROMAFLOR  
SEATING SYSTEM

24  
Hour Usage



OP000099  
Onyx Black Bonded Leather

Options	RRP
Set of Glides	+£18



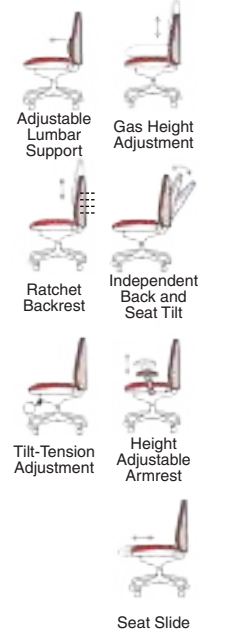
OP000097  
Onyx Blue Fabric



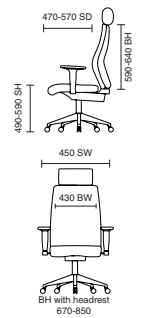
KCUP0447  
Onyx Bespoke Maringa Teal

Options	RRP
Set of Glides	+£18

## Adjustments



## Dimensions



Stock Option RRP £713



Black  
Leather

Stock Option RRP £676



Black  
Fabric

Blue  
Fabric



**Upholstery** See page 204 for full details

**Band 1** £856

**Band 4** £941

**Band 2** £892

**Band 5** £956

**Band 3** £913

**Band 6** £977

# ErgoClick Plus Fabrimesh

**NEW!**

- Multi functional synchronised tilt mechanism
- Auto adjusting lumbar support
- Ratchet adjustable arms and backrest
- Ergonomic arm mounted seat controls



PO000064  
Ergo Click Grey Fabrimesh

PO000062  
Ergo Click Black Fabrimesh

Stock Option RRP £749



# ErgoClick Plus Mesh

**135kg**  
WEIGHT RATING

**5**  
YEARS  
GUARANTEE


ERGONOMY  
SEATING DESIGN

**24**  
Hour Usage

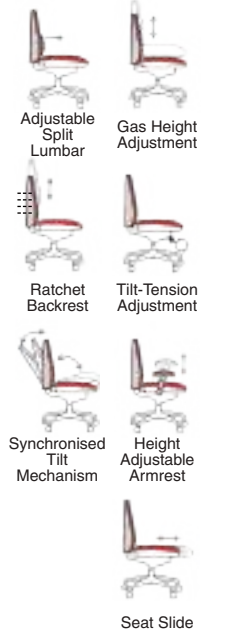


PO000063  
Ergo Click Plus Black Mesh with Headrest

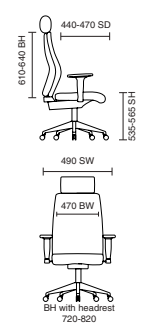
Stock Option RRP £739



## Adjustments



## Dimensions



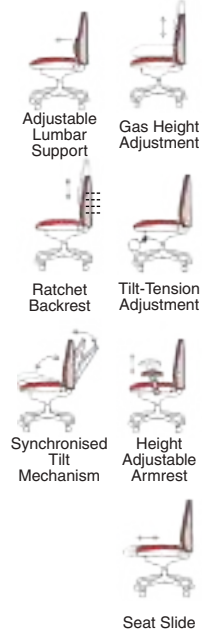
# ErgoClick **NEW!**



- Ergonomic arm mounted seat controls
- Revolutionary adaptive backrest pivot system
- Height adjustable backrest with adjustable lumbar support
- Optional height adjustable headrest
- Synchronised reclining mechanism

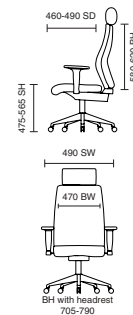


### Adjustments



Options	RRP
Headrest	+£40

### Dimensions



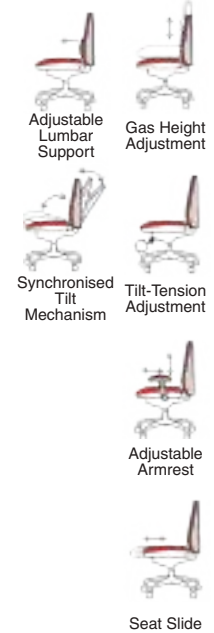
# ErgoTwist **NEW!**



- Revolutionary adaptive backrest pivot system
- Padded adjustable lumbar support
- Padded adjustable armrests
- Ergonomic seat adjustment controls
- Synchronised reclining mechanism

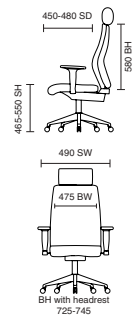


### Adjustments



Options	RRP
Headrest	+£40

### Dimensions



Full mesh RRP £659    Fabric & Mesh RRP £669



Full Mesh RRP £369    Fabric & Mesh RRP £379



**Upholstery** See page 204 for full details  
**Band 1** £471    **Band 4** £535  
**Band 2** £509    **Band 5** £543  
**Band 3** £520    **Band 6** £555

# Domino Black Leather

**NEW!**

- Adjustable inflating bulb lumbar
- Multi functional synchronised seat action
- Ratchet adjustable arms and backrest
- Pivoting soft padded arms
- Pocket sprung seat



PO000065  
Domino High Back Black Leather

# Domino Black Fabric

145 kg  
WEIGHT  
RATING

GUARANTEE  
2  
YEARS

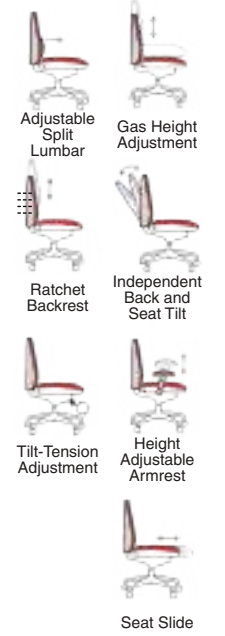
CHIROPRACTOR APPROVED  
SEATING DYNAMICS

24  
Hour Usage

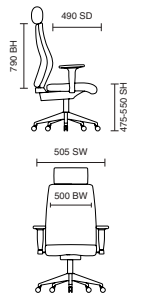


PO000066  
Domino High Back Black Fabric

## Adjustments



## Dimensions



Stock Option RRP £483

Stock Option RRP £483



# Spry

- Distinctive positive angled design
- Grab handle & kick-back support
- Dual foot stability
- Partners perfectly with Air Sit/Stand - See page 46



KCUP1214  
Spry Stool Grey Frame Bespoke  
Fabric Tansy Purple



OP000221  
Spry Stool Grey Frame Black Fabric



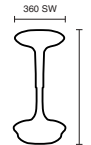
OP000220  
Spry Stool Black Frame Black Fabric

### Adjustments



Gas Height  
Adjustment

### Dimensions



# Sital Deluxe

- Ergonomic gas height adjustment
- Unique saddle seat design
- High density seat cushion
- Self-balancing weighted base provides stability



KCUP553  
Sital Stool Bespoke Fabric Stevia Blue



BR000213  
Sital Stool Mandarin Fabric

BR000214  
Sital Stool Mustard Fabric

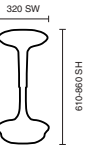
BR000215  
Sital Stool Red Fabric

### Adjustments



Gas Height  
Adjustment

### Dimensions



Stock Option RRP £278



**Upholstery** See page 204 for full details

- |                    |                    |
|--------------------|--------------------|
| <b>Band 1</b> £303 | <b>Band 4</b> £326 |
| <b>Band 2</b> £318 | <b>Band 5</b> £328 |
| <b>Band 3</b> £322 | <b>Band 6</b> £332 |

Stock Option RRP £198



**Upholstery** See page 204 for full details

- |                    |                    |
|--------------------|--------------------|
| <b>Band 1</b> £224 | <b>Band 4</b> £245 |
| <b>Band 2</b> £238 | <b>Band 5</b> £247 |
| <b>Band 3</b> £241 | <b>Band 6</b> £250 |

# TASK & OPERATOR

---

Modern offices have never had so much expected of them. They are vibrant, bustling spaces where efficiency can be the difference between success and failure.

Quality seating solutions are unique in the workplace. They are one of the very few items that not only positively reinforce efficiency, but can also provide users with health benefits as well.

Our task and operator chairs fulfil a variety of functions, styles and price points within the hectic workplace.

Crucially, they ensure office users have comfort and the right performance to help them achieve what they need to.



Chair: Flex (p114)



Regent  
Page 112



Barcelona Deluxe  
Page 113



Flex  
Page 114



Ergo Twist  
Page 115



Chiro Range  
Page 116



Portland III  
Page 118



Portland II  
Page 118



Portland  
Page 119



Galaxy  
Page 120



Denver  
Page 121



Jet  
Page 122



Sierra  
Page 122



Lisbon  
Page 123



Victor II  
Page 123



Esme  
Page 124



Storm  
Page 124



Palma  
Page 125



Fuller  
Page 125



Relay  
Page 126



Malaga Range  
Page 127



Iris  
Page 128



Vortex  
Page 128



Zeus  
Page 129



Camden  
Page 129



Dura  
Page 130



The Mave  
Page 131



Jackson  
Page 131



Eclipse Range  
Page 132



Kneeling Stool  
Page 135

# TASK & OPERATOR

# Regent

- Height adjustable lumbar support
- Independent back and seat angle adjustment
- Cured high density moulded foam
- Anti shock, synchronised recliner mechanism

# Regent Bespoke Fabric

**125kg**  
WEIGHT  
RATING

**5**  
YEARS  
GUARANTEE

**8**  
Hour Usage

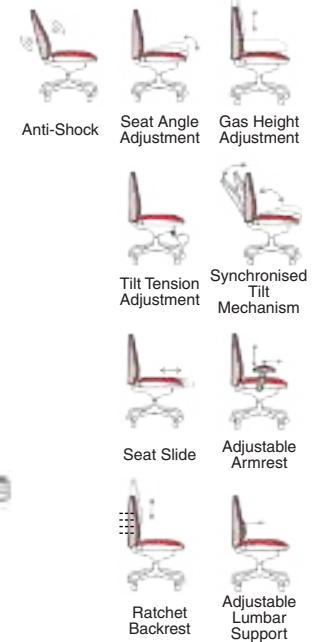


OP000113  
Regent Black Fabric & Black Mesh



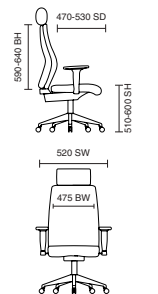
KCUP0504  
Regent Bespoke Seat Tansy Purple

## Adjustments



Options	RRP
Set of Glides	+£18

## Dimensions



Stock Option RRP £499





# Barcelona Deluxe Fabric

- Independent seat and backrest angle adjustments
- Ratchet backrest height adjustment
- Seat slide depth adjustment



OP000243  
Barcelona Blue Fabric



OP000242  
Barcelona Black Fabric

Options	RRP
Set of Glides	+£18

Stock Option RRP £455



# Barcelona Deluxe Leather

**2** YEARS  
GUARANTEE

**8** Hour Usage

**110kg**  
WEIGHT RATING

## Adjustments



Seat Slide Gas Height Adjustment



Ratchet Backrest Independent Back and Seat Tilt



Seat Angle Adjustment Adjustable Armrest



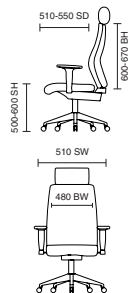
Tilt Tension Adjustment



OP000241  
Barcelona Black Leather

Options	RRP
Set of Glides	+£18

## Dimensions



Stock Option RRP £455



# Flex Black Frame

- Stylish elastomer provides ventilation
- A sophisticated contemporary designer chair
- Anti-shock synchronised mechanism with multi-lock



KC0108  
Flex Black Frame & Blue Back with optional headrest



Choice of seven back options

Options	RRP
Headrest	+£37
Set of Glides	+£18

# Flex White Frame

**110kg**  
WEIGHT  
RATING

**5**  
GUARANTEE  
YEARS

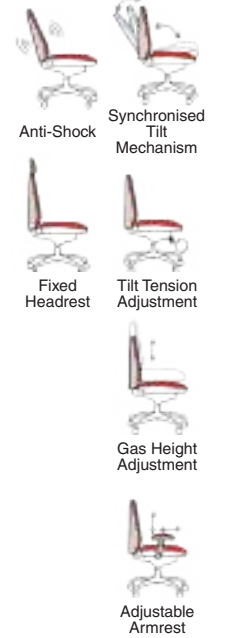
**8**  
Hour Usage



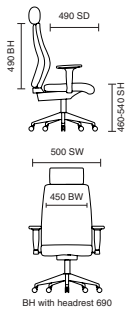
Choice of seven back options

Options	RRP
Headrest	+£37
Set of Glides	+£18

## Adjustments



## Dimensions



Stock Option RRP £412



# ErgoTwist Fabric

135kg WEIGHT RATING

GUARANTEE 5 YEARS

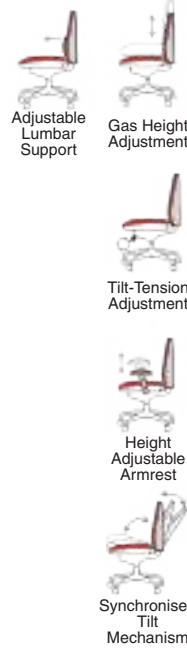
CHIROPRACTOR APPROVED

24 Hour Usage

- Revolutionary adaptive backrest pivot system
- Padded adjustable lumbar support
- Ergonomic seat adjustment controls
- Synchronised reclining mechanism
- Padded height adjustable armrests

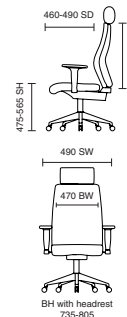
**NEW!**

### Adjustments



Options	RRP
Headrest	+£40

### Dimensions



OP000252  
Ergo Twist Black Fabric Seat Mesh Back

Stock Option RRP £379



Black Fabric



**Upholstery** See page 204 for full details  
**Band 1** £471 **Band 4** £535  
**Band 2** £509 **Band 5** £543  
**Band 3** £520 **Band 6** £555

# ErgoTwist Mesh

135kg WEIGHT RATING

GUARANTEE 5 YEARS

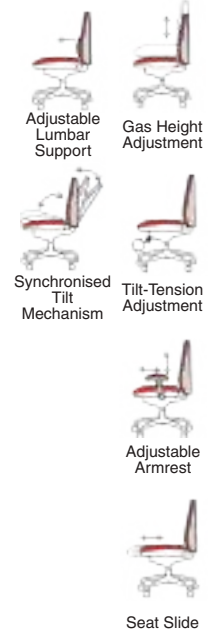
CHIROPRACTOR APPROVED

24 Hour Usage

- Revolutionary adaptive backrest pivot system
- Padded adjustable lumbar support
- Ergonomic seat adjustment controls
- Synchronised reclining mechanism
- Padded 3d adjustable armrests

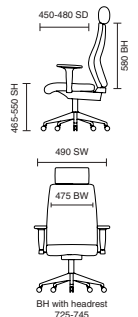
**NEW!**

### Adjustments




Options	RRP
Headrest	+£40

### Dimensions



KC0299  
Ergo Twist Black Mesh Seat Mesh Back with Headrest

Stock Option RRP £369



Full Mesh

# Chiro High Back

- Ratchet backrest height adjustment
- Deeply cushioned seat pan
- Optional height adjustable or folding height adjustable arms available
- Triple lever independent seat & back adjustment



OP000245  
Chiro High Back Black Fabric

OP000007  
Chiro High Back Blue Fabric with optional Height Adjustable Arms

Options	RRP
Folding Height Adjustable Arms	+£58
Height Adjustable Arms	+£50
Set of Glides	+£18

# Chiro High Back Bespoke

**110kg**  
WEIGHT  
RATING

**2**  
YEARS  
GUARANTEE

24  
Hour Usage




KCUP0103  
Chiro High Back Bespoke Maringa Teal with optional Height Adjustable Arms

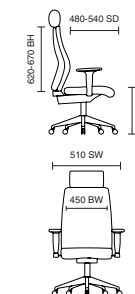
KCUP0104  
Chiro High Back Bespoke Tansy Purple with optional Height Adjustable Arms

Options	RRP
Folding Height Adjustable Arms	+£58
Height Adjustable Arms	+£50
Set of Glides	+£18

## Adjustments



## Dimensions



Stock Option RRP £374



# Chiro Medium Back

- Deeply cushioned seat pan
- Air pump lumbar control
- Fully loaded adjustment package
- Optional height adjustable or folding height adjustable arms available



OP000247  
Chiro Medium Back Black Fabric



OP000011  
Chiro Medium Back Blue Fabric with optional Height Adjustable Arms

Options	RRP
Folding Height Adjustable Arms	+£58
Height Adjustable Arms	+£50
Set of Glides	+£18

# Chiro Medium Back Bespoke



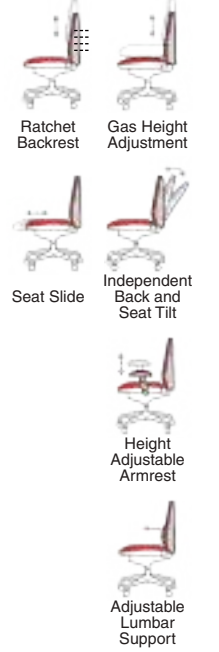
KCUP0113  
Chiro Medium Back Bespoke Bergamot Cherry with optional Height Adjustable Arms



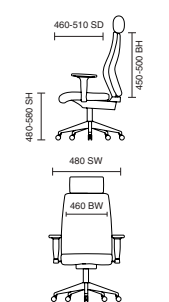
KCUP0117  
Chiro Medium Back Bespoke Senna Yellow with optional Height Adjustable Arms

Options	RRP
Folding Height Adjustable Arms	+£58
Height Adjustable Arms	+£50
Set of Glides	+£18

## Adjustments



## Dimensions



Stock Option RRP £328



Upholstery See page 204 for full details

Band 1	£375	Band 4	£431
Band 2	£402	Band 5	£440
Band 3	£415	Band 6	£453

# Portland III

125kg WEIGHT RATING

GUARANTEE 2 YEARS

8 Hour Usage

WATCHING Page 174 VISITOR

- Independent back and seat angle adjustments
- Height adjustable mesh backrest
- Sliding seat depth adjustment

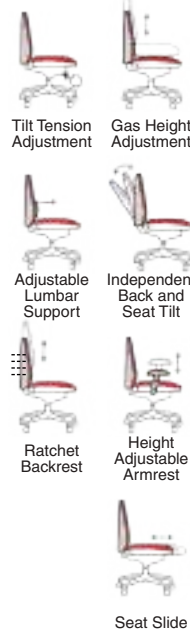


KCUP0490  
Portland III Bespoke Myrrh Green



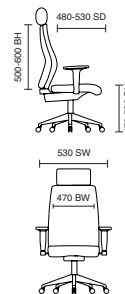
OP000110  
Portland III Black Mesh Back

## Adjustments



Options	RRP
Folding Height Adjustable Arms	+£54
5 Star Chrome Base	+£49
Set of Glides	+£18

## Dimensions



# Portland II

125kg WEIGHT RATING

GUARANTEE 2 YEARS

8 Hour Usage

WATCHING Page 174 VISITOR

- Soft airmesh fabric upholstery
- Height adjustable lumbar support
- Reclining mechanism - lockable in any position




KCUP0483  
Portland II Bespoke Stevia Blue



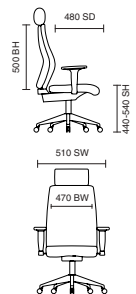
OP000108  
Portland II Black Mesh Back

## Adjustments



Options	RRP
Folding Height Adjustable Arms	+£54
5 Star Chrome Base	+£49
Set of Glides	+£18

## Dimensions



Stock Option RRP £384

Stock Option RRP £315



Upholstery See page 204 for full details

Band 1 £412	Band 4 £456
Band 2 £441	Band 5 £461
Band 3 £448	Band 6 £469



Upholstery See page 204 for full details

Band 1 £343	Band 4 £388
Band 2 £371	Band 5 £394
Band 3 £380	Band 6 £401

# Portland

125kg  
WEIGHT  
RATING

GUARANTEE  
2  
YEARS

8  
Hour Usage

WATCHING  
Page  
174  
VISITOR

- Adjustable lumbar support cushion
- Reclining adjustment with tension control
- Soft airmesh fabric upholstery



KCUP0478  
Portland Bespoke Ginseng Chilli



OP000105  
Portland Black Mesh Back

Options	RRP
Folding Height Adjustable Arms	+£54
5 Star Chrome Base	+£49
Set of Glides	+£18

# Portland Blue

125kg  
WEIGHT  
RATING

GUARANTEE  
2  
YEARS

8  
Hour Usage

WATCHING  
Page  
174  
VISITOR

- Adjustable lumbar support cushion
- Soft airmesh fabric
- Adjustable arms as standard

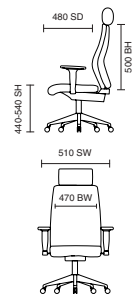
## Adjustments




OP000219  
Portland Black Mesh Back Blue Fabric

Options	RRP
Folding Height Adjustable Arms	+£54
5 Star Chrome Base	+£49
Set of Glides	+£18

## Dimensions



Stock Option RRP £269



Black  
Fabric



Upholstery See page 204 for full details

Band 1	£310	Band 4	£340
Band 2	£323	Band 5	£345
Band 3	£330	Band 6	£352

Stock Option RRP £269



Blue  
Fabric

# Galaxy

Galaxy has for many years been one of the UK's favourite hybrid task/executive chairs.

For working managers and executives who require a fully functioning task chair, but with the dimensions to suit their requirements it has been a top pick.

Performance, modern styling and multiple functionalities; the Galaxy has it all.

Ergonomically shaped and panelled seat and back support promote excellent posture for all-day comfort. The Galaxy has a design that is innovative and built to last.

It's no wonder it is the choice of thousands who want comfort and efficiency in their hard-working office environment.





# Galaxy

- Contoured backrest provides superior comfort and support
- Height adjustable backrest
- Independent seat and back angle adjustments

125kg  
WEIGHT RATING

GUARANTEE  
2 YEARS

8  
Hour Usage



OP000064  
Galaxy Black Fabric




OP000066  
Galaxy Blue Fabric



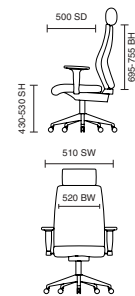
OP000068  
Galaxy Black Leather

### Adjustments



Options	RRP
Seat Slide	+£77
5 Star Chrome Base	+£49
Set of Glides	+£18

### Dimensions



Stock Option RRP £384



# Denver Black Mesh

- Suitable for use in both the office and home working environments
- This chair comes complete with height adjustable arms
- Fully synchronised tilt mechanism

120kg  
WEIGHT RATING

GUARANTEE  
3 YEARS

8  
Hour Usage

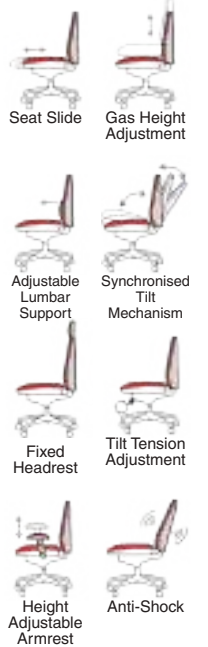


OP000234  
Denver Black Mesh

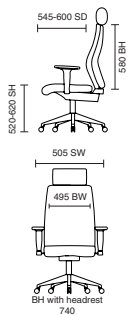


KC0283  
Denver Black Mesh with Headrest

### Adjustments



Options	RRP
Headrest	+£14
Set of Glides	+£18



Stock Option RRP £398



# Jet Black Fabric

- Triple lever asynchronous mechanism
- Tilt tension control
- Built in headrest



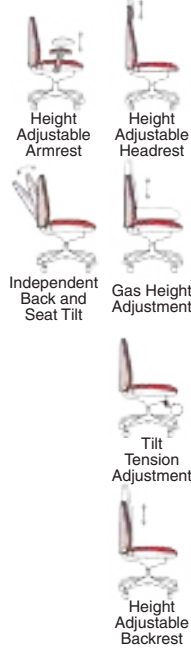
OP000236  
Jet Black Fabric

**120kg**  
WEIGHT RATING

**2**  
GUARANTEE YEARS

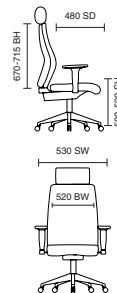
**8**  
Hour Usage

### Adjustments



Options	RRP
Set of Glides	+£18

### Dimensions



# Sierra

- Contoured seat and back with seat slide
- Ratchet backrest height adjustment
- Height adjustable arms
- Tension adjustable tilt



OP000176  
Sierra Black Fabric


OP000177  
Sierra Blue Fabric

**110kg**  
WEIGHT RATING

**2**  
GUARANTEE YEARS

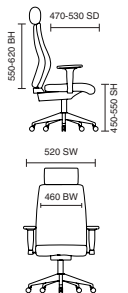
**8**  
Hour Usage

### Adjustments



Options	RRP
5 Star Chrome Base	+£49
Set of Glides	+£18

### Dimensions



Stock Option RRP £344



Stock Option RRP £365



# Lisbon

- Twist grip lumbar adjustment
- Three lever multi position mechanism
- Adjustable arms included
- Tension adjustable tilt



OP000074  
Lisbon Blue Fabric



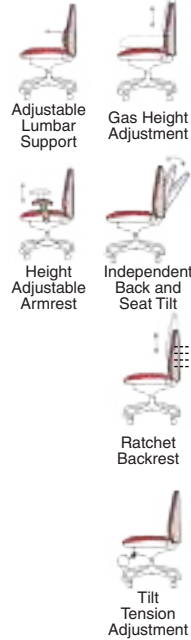
OP000073  
Lisbon Black Fabric

**125kg**  
WEIGHT RATING

**2**  
GUARANTEE YEARS

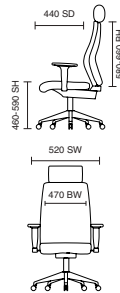
**8**  
Hour Usage

### Adjustments



Options	RRP
Seat Slide	+£81
Set of Glides	+£18

### Dimensions



Stock Option RRP £333



**Upholstery** See page 204 for full details

<b>Band 1</b>	£385	<b>Band 4</b>	£446
<b>Band 2</b>	£416	<b>Band 5</b>	£456
<b>Band 3</b>	£429	<b>Band 6</b>	£470

# Victor II

- Soft mesh back with leather surround
- Fabric and leather combination seat upholstery
- Lumbar support strap
- Optional adjustable leather headrest
- Tilting action with lock feature



EX000075  
Victor II Black Leather Black Mesh



KC0160  
Victor II Black Leather Black Mesh with optional headrest

**110kg**  
WEIGHT RATING

**2**  
GUARANTEE YEARS

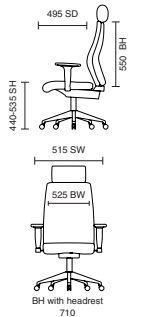
**8**  
Hour Usage

### Adjustments



Options	RRP
Headrest	+£39
5 Star Chrome Base	+£49
Set of Glides	+£18

### Dimensions



Stock Option RRP £290



# Esme Fabric

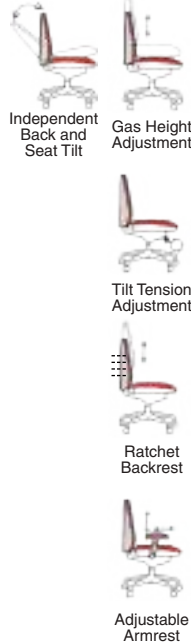
- Sculptured seat and back with kidney shaping for the ultimate in back support
- Fitted with a height adjustable ratchet back and height adjustable arms
- Triple lever asynchronous adjustment with tension control

125kg  
WEIGHT RATING

GUARANTEE  
2 YEARS

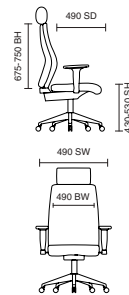
8  
Hour Usage

### Adjustments



Options	RRP
Set of Glides	+£18

### Dimensions



Stock Option RRP £323



# Storm


- Triple lever mechanism with asynchronous back & seat adjustment
- Deep cushioned seat and back
- Ratchet backrest height adjustment
- Tension adjustable tilt

125kg  
WEIGHT RATING

GUARANTEE  
2 YEARS

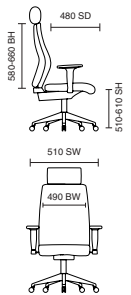
8  
Hour Usage

### Adjustments



Options	RRP
Seat Slide	+£81
Set of Glides	+£18

### Dimensions



Stock Option RRP £322



# Palma

- Height adjustable lumbar support
- Adjustable arms as standard
- Soft mesh seat
- Gas lift with single lever tilt and lock mechanism

125kg  
WEIGHT  
RATING

GUARANTEE  
2  
YEARS

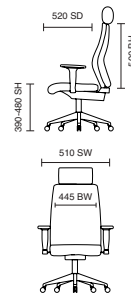
8  
Hour Usage

## Adjustments



Options	RRP
5 Star Chrome Base	+£49
Set of Glides	+£18

## Dimensions



OP000104  
Palma Black Mesh Back Black

Stock Option RRP £315



# Fuller

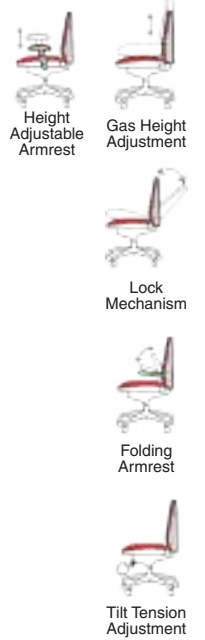
- Breathable full mesh upholstery
- Fold away height adjustable arms
- Reclining function with weight tension adjustment

125kg  
WEIGHT  
RATING

GUARANTEE  
2  
YEARS

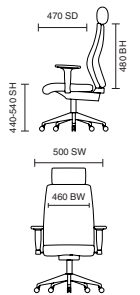
8  
Hour Usage

## Adjustments




Options	RRP
5 Star Chrome Base	+£49
Set of Glides	+£18

## Dimensions



OP000210  
Fuller Mesh with Folding Arms

Stock Option RRP £285



# Relay Airmesh

- Airmesh, bespoke fabric or soft bonded leather seat options
- Silver accent styling
- Folding boomerang arms

# Relay Leather

110kg  
WEIGHT  
RATING

GUARANTEE  
2  
YEARS

8  
Hour Usage

## Adjustments



Gas Height Adjustment



Infinite Lock Mechanism



Tilt Tension Adjustment



Folding Armrest



Instant folding arms



KCUP0506  
Relay Bespoke Myrhh Green Seat with Black Back



OP000115  
Relay Airmesh with Black Back

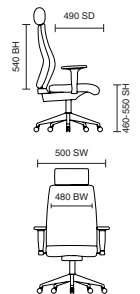
Options	RRP
Height Adjustable Arms	+£53
5 Star Chrome Base	+£49
Set of Glides	+£18
Seat Slide	+£81



OP000118  
Relay Leather with Silver Back


Options	RRP
Height Adjustable Arms	+£53
5 Star Chrome Base	+£49
Set of Glides	+£18
Seat Slide	+£81

## Dimensions



Stock Option RRP £285

Stock Option RRP £285



Black  
Airmesh



**Upholstery** See page 204 for full details  
**Band 1** £321    **Band 4** £347  
**Band 2** £334    **Band 5** £352  
**Band 3** £340    **Band 6** £359



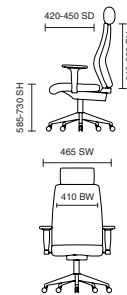
Black  
Leather

# Malaga Draughtsman

- Cushioned polyurethane seat and back
- Fully ergonomic with a tilting back mechanism
- Extra tall high rise version with foot ring included
- Wipe clean surfaces throughout



OP000089  
Malaga Black Polyurethane with Draughtsman Kit



# Malaga

110kg  
WEIGHT  
RATING

GUARANTEE  
2  
YEARS

8  
Hour Usage

## Adjustments



Gas Height Adjustment



Height Adjustable Backrest



Back Angle Adjustment

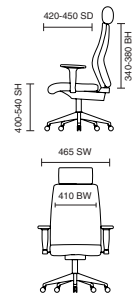


Seat Depth Adjustment



OP000088  
Malaga Black Polyurethane

## Dimensions



Options	RRP
5 Star Chrome Base	+£49
Set of Glides	+£18

Draughtsman RRP £293



Stock Option RRP £256



# Iris

- Auto tensioned reclining deeply cushioned seat
- Elegantly designed mesh backrest
- Fold away arms included

125kg  
WEIGHT  
RATING

GUARANTEE  
2  
YEARS

8  
Hour Usage

## Adjustments



Gas Height Adjustment



Auto Tilt Tensioner



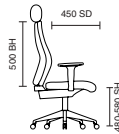
Lock Tilt Mechanism



Folding Arms

Options	RRP
Set of Glides	+£18

## Dimensions



KCUP0297  
Iris Bespoke Bergamot Cherry



EX000135  
Iris Black Fabric

# Vortex

- Vibrant designer backrest
- Soft padded seat with stitch detail
- Designer nylon arms built into the frame
- Tilting movement with tension control

125kg  
WEIGHT  
RATING

GUARANTEE  
2  
YEARS

8  
Hour Usage

## Adjustments



Gas Height Adjustment



Tilt Tension Adjustment



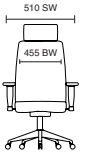
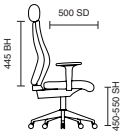
Lock Tilt Mechanism



Fixed Arms

Options	RRP
5 Star Chrome Base	+£49
Set of Glides	+£18

## Dimensions



KCUP0608  
Vortex Bespoke Tansy Purple



OP000180  
Vortex Black Fabric

Stock Option RRP £240



Upholstery See page 204 for full details

Band 1	£297	Band 4	£330
Band 2	£315	Band 5	£335
Band 3	£322	Band 6	£341

Upholstery See page 204 for full details

Band 1	£268	Band 4	£301
Band 2	£285	Band 5	£305
Band 3	£291	Band 6	£311





# Zeus

125kg  
WEIGHT RATING

GUARANTEE  
2 YEARS

8  
Hour Usage

- Breathable Black airmesh seat with stitch detail as standard
- Easy foldaway armrests included
- Tension adjustable tilt



KCUP0709  
Zeus Bespoke Senna Yellow



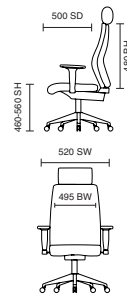
OP000140  
Zeus Black Fabric Black Mesh Back

### Adjustments



Options	RRP
5 Star Chrome Base	+£49
Set of Glides	+£18

### Dimensions



# Camden Black Mesh

120kg  
WEIGHT RATING

GUARANTEE  
3 YEARS

8  
Hour Usage

- Single lever mechanism for auto gas lift
- Fixed nylon arms
- Supportive airmesh weave seat and mesh back

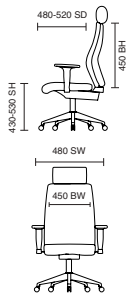
### Adjustments



Options	RRP
Set of Glides	+£18



OP000238  
Camden Black Mesh



Stock Option RRP £235



Upholstery See page 204 for full details

Band 1	£275	Band 4	£316
Band 2	£299	Band 5	£322
Band 3	£306	Band 6	£328

Stock Option RRP £189



Upholstery See page 204 for full details

Band 1	£228	Band 4	£258
Band 2	£241	Band 5	£264
Band 3	£248	Band 6	£272

# Dura

110kg  
WEIGHT  
RATING

GUARANTEE  
2  
YEARS

8  
Hour Usage

- Durable, stylish nylon backrest
- Breathable airmesh upholstered seat
- Hard wearing fixed armrests included
- Seven backrest colours available

# Dura Backrests

The Dura comes with a choice of seven elastomer back shades. The fabric seat is Black as standard but you can opt for a bespoke fabric. As a final check, don't forget to consider the accessory alternatives in our accessory grids.

## Adjustments



Black



Orange



Red



Blue



Green



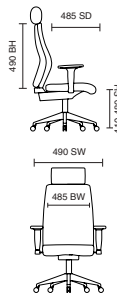
Dark Grey



Moonstone

Options	RRP
Height Adjustable Arms	+£44
Folding Height Adjustable Arms	+£58
Set of Glides	+£18

## Dimensions



KCUP0204



Dura Bespoke  
Tabasco Red  
Fabric with  
Black Back

KCUP0202



Dura Bespoke  
Myrrh Green  
Fabric with  
Black Back

KCUP0203



Dura Bespoke  
Stevia Blue  
Fabric with  
Black Back

KCUP0201



Dura Bespoke  
Bergamot  
Cherry Fabric  
with Black Back

KCUP0205



Dura Bespoke  
Senna Yellow  
Fabric with  
Black Back

KCUP0206



Dura Bespoke  
Ginseng  
Chilli Fabric with  
Black Back

KCUP0207



Dura Bespoke  
Maringa Teal  
Fabric with  
Black Back

KCUP0208



Dura Bespoke  
Tansy Purple  
Fabric with  
Black Back

Stock Option RRP £204



Upholstery See page 204 for full details

Band 1	£240	Band 4	£272
Band 2	£257	Band 5	£277
Band 3	£263	Band 6	£284

# The Mave Black Mesh

125kg  
WEIGHT RATING

GUARANTEE  
2 YEARS

8  
Hour Usage

- Stylish & comfortable budget operator chair
- Stay-cool airmesh seat fabric
- Large, contoured fine mesh backrest
- Tension sensitive tilt control



KCUP1265  
Mave Bespoke Tabasco Red



EX000193  
Mave Black Mesh

## Adjustments



Gas Height Adjustment



Fixed Arms



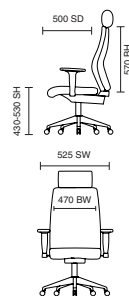
Lock Tilt Mechanism



Tilt Tension Adjustment

Options	RRP
5 Star Chrome Base	+£49
Set of Glides	+£18
Folding & Height Adjustable Arms	+£56
Height Adjustable Arms	+£44

## Dimensions



# Jackson Black Leather

120kg  
WEIGHT RATING

GUARANTEE  
3 YEARS

8  
Hour Usage

- Permanent contact lever adjusted backrest control
- Panelled leather upholstery
- Shaped seat & backrest
- Optional Height Adjustable Armrests

## Adjustments



Independent Back and Seat Tilt



Gas Height Adjustment



Height Adjustable Backrest



Fixed Arms



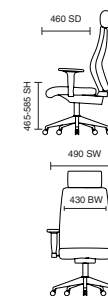
Height Adjustable Armrest

Options	RRP
Height Adjustable Arms	+£44
Set of Glides	+£18



OP000229  
Jackson Black Leather with optional Height Adjustable Armrests

## Dimensions



Stock Option RRP £187



Upholstery See page 204 for full details

Band 1	£236	Band 4	£266
Band 2	£251	Band 5	£272
Band 3	£258	Band 6	£278

Stock Option RRP £186



# Eclipse Plus XL

**NEW!**

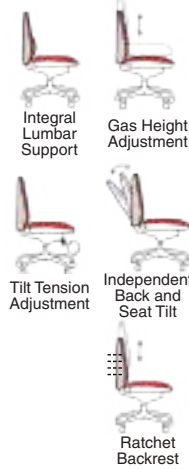
120kg  
WEIGHT RATING

GUARANTEE  
2 YEARS

8  
Hour Usage

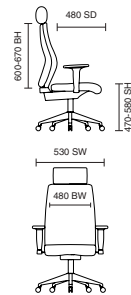
- Generously dimensioned seat and back
- Multifunctional mechanism
- Tilt tension adjustment
- Ratchet backrest height adjustment
- Built to EN1335 standard

## Adjustments



Options	RRP
5 Star Chrome Base	+£49
Height Adjustable Arms	+£43
Loop Arms	+£25
Set of Glides	+£18

## Dimensions



OP000038  
Eclipse XL Blue Fabric

# Eclipse Plus 3

**NEW!**

120kg  
WEIGHT RATING

GUARANTEE  
2 YEARS

8  
Hour Usage

- Dished comfort seat
- Independent seat and back angle adjustments
- Built to EN1335 standard
- Optional armrests available

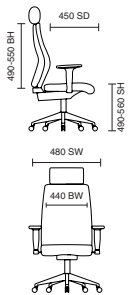
## Adjustments



KC0043  
Eclipse 3 Black Fabric with optional  
Height Adjustable Arms

Options	RRP
5 Star Chrome Base	+£49
Height Adjustable Arms	+£43
Loop Arms	+£25
Pump Lumbar Support	+£45
Set of Glides	+£18

## Dimensions



OP000037  
Eclipse 3 Wine Fabric

Stock Option RRP £250



**Upholstery** See page 204 for full details

<b>Band 1</b> £301	<b>Band 4</b> £367
<b>Band 2</b> £335	<b>Band 5</b> £378
<b>Band 3</b> £350	<b>Band 6</b> £392

Stock Option RRP £155



Vinyl RRP £192



**Upholstery** See page 204 for full details

<b>Band 1</b> £210	<b>Band 4</b> £255
<b>Band 2</b> £227	<b>Band 5</b> £263
<b>Band 3</b> £239	<b>Band 6</b> £276

# Eclipse Plus 2 Deluxe Mesh

120kg  
WEIGHT  
RATING

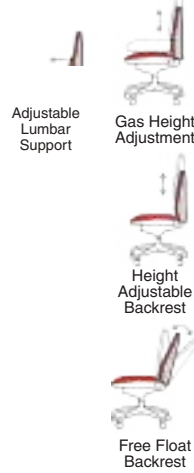
GUARANTEE  
2  
YEARS

8  
Hour Usage

- Two levers for height and backrest release
- Back height adjustable
- Dished seat design
- Built to EN1335 standard

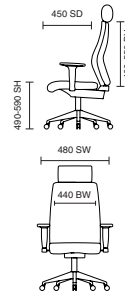
**NEW!**

## Adjustments



Options	RRP
5 Star Chrome Base	+£49
Height Adjustable Arms	+£43
Loop Arms	+£25
Draughtsman Kit	+£85
Seat Slide	+£81
Set of Glides	+£18

## Dimensions



KC0300  
Eclipse Plus 2 Deluxe Mesh with Black Seat

# Eclipse Plus 2 Mesh

120kg  
WEIGHT  
RATING

GUARANTEE  
2  
YEARS

8  
Hour Usage

- Two levers for height and backrest release
- Back height adjustable
- Built to EN1335 standard
- Optional armrests available

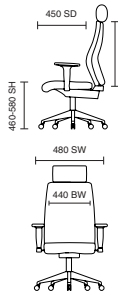
**NEW!**

## Adjustments



Options	RRP
5 Star Chrome Base	+£49
Height Adjustable Arms	+£43
Loop Arms	+£25
Draughtsman Kit	+£85
Seat Slide	+£81
Set of Glides	+£18

## Dimensions



KCUP0808  
Eclipse Plus 2 Mesh Back with Blue Seat

Stock Option RRP £235



**Upholstery** See page 204 for full details  
**Band 1** £264    **Band 4** £291  
**Band 2** £273    **Band 5** £297  
**Band 3** £281    **Band 6** £305

Stock Option RRP £221



**Upholstery** See page 204 for full details  
**Band 1** £250    **Band 4** £277  
**Band 2** £259    **Band 5** £283  
**Band 3** £267    **Band 6** £291

# Eclipse Plus 2

**NEW!**

120kg  
WEIGHT  
RATING

GUARANTEE  
2  
YEARS

8  
Hour Usage

- Two levers for height and backrest release
- Built to EN1335 standard
- Dished seat design
- Optional armrests available

## Adjustments

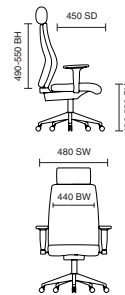


OP000029  
Eclipse 2 Bonded Leather



Options	RRP
5 Star Chrome Base	+£49
Height Adjustable Arms	+£44
Loop Arms	+£25
Draughtsman Kit	+£85
Pump Lumbar Support	+£45
Seat Slide	+£81
Set of Glides	+£18

## Dimensions



OP000025  
Eclipse Plus 2 Blue Fabric

# Eclipse Plus 1

**NEW!**

120kg  
WEIGHT  
RATING

GUARANTEE  
2  
YEARS

8  
Hour Usage

- Contoured backrest and seat
- Backrest height and angle adjustment
- Built to EN1335 standard

## Adjustments

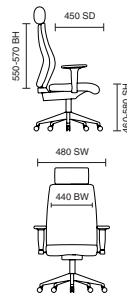


OP000159  
Eclipse Plus 1 Blue Fabric



Options	RRP
5 Star Chrome Base	+£49
Height Adjustable Arms	+£44
Loop Arms	+£25
Draughtsman Kit	+£85
Pump Lumbar Support	+£45
Seat Slide	+£81
Set of Glides	+£18

## Dimensions



OP000158  
Eclipse Plus 1 Black Fabric

Stock Option RRP £134

Vinyl RRP £182



**Upholstery** See page 204 for full details  
**Band 1** £192    **Band 4** £233  
**Band 2** £205    **Band 5** £242  
**Band 3** £217    **Band 6** £255

Stock Option RRP £122



**Upholstery** See page 204 for full details  
**Band 1** £178    **Band 4** £219  
**Band 2** £191    **Band 5** £226  
**Band 3** £203    **Band 6** £239

# Kneeling Stools

- Easy seat height adjustment by a lever
- Soft cushion padding
- Castors mounted for easy movement and stability



Black Fabric Black Frame  
OP000070



Blue Fabric Silver Frame  
OP000071

# Kneeling Stools Bespoke

GUARANTEE  
**1**  
YEARS

**5**  
Hour Usage

**110kg**  
WEIGHT  
RATING

Adjustments



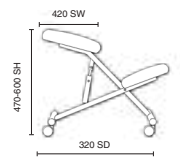
Gas Height  
Adjustment



Ginseng Chili Bespoke Fabric Silver Frame  
KCUP0326



Myrrh Green Bespoke Fabric Black Frame  
KCUP1291



Stock Option RRP £151



**Upholstery** See page 204 for full details

Band 1	£187	Band 4	£221
Band 2	£203	Band 5	£228
Band 3	£212	Band 6	£235

# HEAVY DUTY

---

We come in all shapes and sizes, so why should we compromise on style and satisfaction?

'Heavy Duty' products can cater for users of a weight of up to 32 stone / 200kg; allowing the whole office to sit in comfort no matter their individual needs.

Product components within this category generally feature:

- Thicker seat pan
- Up-rated gas stem and castors
- Generous seating and back panels
- Thicker, higher density foam
- More securing bolts & thicker thread
- Increased thickness/gauge of steel for the mechanism







Houston  
Page 138



Texas HD  
Page 138



Drayton HD  
Page 139



Portland HD  
Page 139

# HEAVY DUTY

# Houston

- Anti-shock fully synchronous tilting action
- Designed and engineered for 24-hour heavy duty use
- Extra large dimensions, deep upholstery
- Large padded arms

5 YEARS  
GUARANTEE

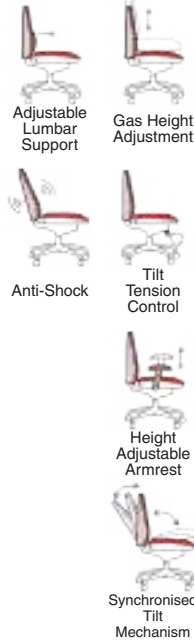
24  
Hour Usage

203  
kg



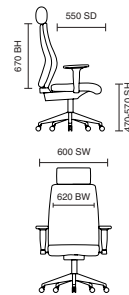
KCUP0993  
Houston Mesh Back Bespoke  
Bergamot Cherry Fabric Seat

OP000181  
Houston Mesh Back Black Fabric Seat



Options	RRP
5 Star Chrome Base	+£49
Set of Glides	+£18

### Dimensions



# Texas HD

- Reinforced seat and back panels give superior structure quality
- Heavy duty deep contoured seat and back
- Deep panelled upholstery
- Polished chrome accents

5 YEARS  
GUARANTEE

8  
Hour Usage

222  
kg



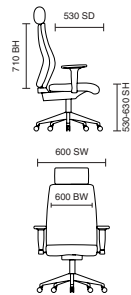
EX000115  
Texas HD Leather

### Adjustments



Options	RRP
Set of Glides	+£18

### Dimensions



Stock Option RRP £699

Stock Option RRP £676



Upholstery See page 204 for full details  
**Band 1** £740    **Band 4** £815  
**Band 2** £783    **Band 5** £825  
**Band 3** £797    **Band 6** £840



# Drayton HD

- Extra deep contoured seat and back
- Attractive panelled design with sweep around arms



EX000191  
Drayton HD Leather



Adjustments



Gas Height Adjustment



Tilt Tension Control



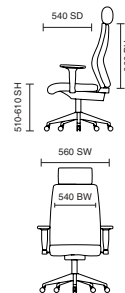
Fixed Armrest



Lock Tilt Mechanism

Options	RRP
Set of Glides	+£18

Dimensions



Stock Option RRP £647



Black Leather

# Portland HD

- Large seat & back make this chair suitable for heavy duty use
- Deeply cushioned seat and backrest provide optimum comfort
- Height adjustable armrests



KCUP0459  
Portland HD Black Mesh Bespoke Stevia Blue

OP000106  
Portland HD Black Mesh Black Fabric



Adjustments



Adjustable Lumbar Support



Gas Height Adjustment



Tilt Tension Control



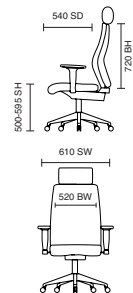
Height Adjustable Arms



Lock Tilt Mechanism

Options	RRP
5 Star Chrome Base	+£49
Set of Glides	+£18

Dimensions



Stock Option RRP £490



Black Fabric



**Upholstery** See page 204 for full details

Band 1	£533	Band 4	£601
Band 2	£568	Band 5	£612
Band 3	£583	Band 6	£627

# EXECUTIVE SEATING

---

Never has more been asked of the modern-day executive.

They must operate with peak efficiency, whilst regularly tackling long hours and stressful environments.

From mid-managers through to top executives the tasks performed are varied and demanding.

Having stylish, comfortable seating that supports the user perfectly and offers a variety of functions is crucial to achieving optimum performance at work.





Zure Range  
Page 142



Mirage II Range  
Page 146



Savoy Range  
Page 148



Classic Range  
Page 149



Ritz Range  
Page 150



Chelsea  
Page 151



Mien  
Page 151



Xenon Range  
Page 152



Fenton Range  
Page 154



Lula  
Page 155



Sanderson II  
Page 155



Tunis  
Page 156



Rocky  
Page 156



Advocate  
Page 157



Desire  
Page 157



Winsor Range  
Page 158



Galloway  
Page 159



Penza  
Page 159



Moore Range  
Page 160



Vegas  
Page 161



Compton  
Page 162



Ezra  
Page 162



Nola Range  
Page 163



Plaza  
Page 164



Thrift  
Page 164



Lincoln  
Page 165



Hague  
Page 165



Bella  
Page 166



Blitz  
Page 166



Chesterfield  
Page 167

# EXECUTIVE SEATING

# Zure

Boldly going where no chair has gone before, the Zure takes you to a new comfort destination.

Our unique range of this distinctive, uber stylish posture perfect seating solution has it all. There are fine mesh, fully upholstered, partly upholstered and stunning flexible elastomer options available.

Carefully contoured, the seat and backrest have been designed to provide the user with maximum comfort.

The high quality outer skeleton wraps the user in touch point technology.

Padded arm rests on the fabric and leather options provide pleasing eye-appeal, whilst the elastomer versions benefit from striking colour coded armrests.

The polished aluminium base houses highlighted castor detailing.



# Zure Orange Elastomer

- Adjustable tilt tension control with easy use crank handle
- Coated aluminium base with colour coordinated castors
- Ingenious elastomer surfaces mould to your body shape

# Zure Grey Elastomer

135kg WEIGHT RATING

GUARANTEE 5 YEARS

8 Hour Usage



KC0165  
Zure Orange Elastomer with optional headrest

Options	RRP
Headrest	+£70
Set of Glides	+£18



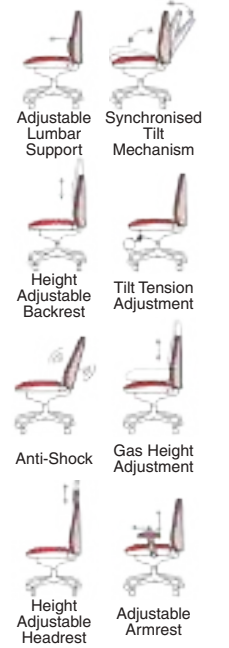
EX000112  
Zure Grey Elastomer



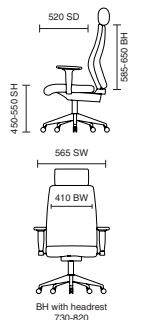
KC0164  
Zure Grey Elastomer with optional headrest

Options	RRP
Headrest	+£70
Set of Glides	+£18

## Adjustments



## Dimensions



Stock Option RRP £697



Stock Option RRP £697



# Zure Mesh White Frame

- Large, contoured backrest and seat
- Synchro tilt glide mechanism with multi-lock and anti-shock system
- Black frame option available



EX000113  
Zure Mandarin Mesh

Options	RRP
Headrest	+£70
Set of Glides	+£18

KC0162  
Zure Charcoal Mesh with optional headrest

Stock Option RRP £697



# Zure Mesh Black Frame

**135kg**  
WEIGHT RATING

**5**  
YEARS  
GUARANTEE

**8**  
Hour Usage

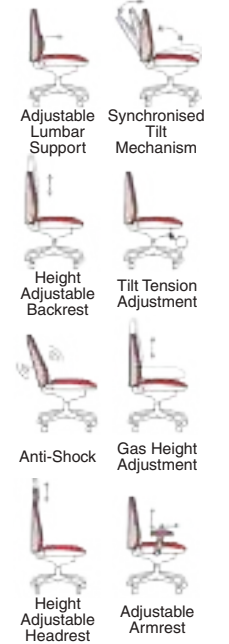


KCUP1281  
Zure Black Frame Charcoal Mesh with optional headrest

Stock Option RRP £697

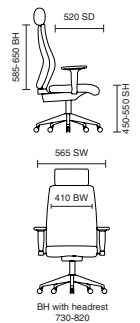


## Adjustments



Options	RRP
Headrest	+£70
Set of Glides	+£18

## Dimensions





# Zure Fabric

- Unique and contemporary design
- Stylish, large contoured backrest and seat
- Easy operation ratchet backrest height adjustment



KCUP0694  
Zure fully bespoke Ginseng Chilli



KC0161  
Zure Black Fabric with optional headrest

Options	RRP
Headrest	+£70
Set of Glides	+£18

# Zure Leather

**135kg**  
WEIGHT RATING

**5**  
YEARS  
GUARANTEE

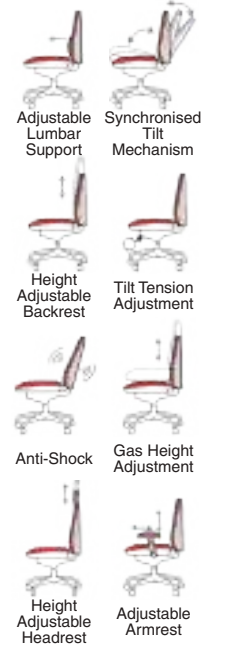
**8**  
Hour Usage



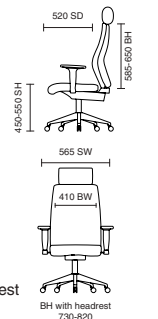
KC0166  
Zure Black Leather with optional headrest

Options	RRP
Headrest	+£70
Set of Glides	+£18

## Adjustments



## Dimensions



Stock Option RRP £697



**Upholstery** See page 204 for full details  
**Band 1** £759    **Band 4** £824  
**Band 2** £796    **Band 5** £833  
**Band 3** £808    **Band 6** £847

Stock Option RRP £697



# Mirage II

Mirage is one of the UK's best selling ergonomic seating solutions and comes with the manufacturer's five-year warranty.

Encased in a strong skeletal subframe the mesh back and seat is contoured to fit the body's shape perfectly.

Fully loaded with comfort and ergonomic features, the Mirage boasts an integral seat slide, automatic synchronised seat movement, height adjustable armrests and even an anti-shock tilt.

Matching headrests are available. The chair itself is mounted onto a superior chrome base and benefits from a tension adjuster on the tilt.



# Mirage II with headrest


- Unique and contemporary design
- Comfortable nylon woven mesh is breathable, durable and stylish
- Anti-shock synchronised tilting mechanism
- Integral seat slide control



KC0148  
Mirage II Black Mesh with optional headrest

Options	RRP
Set of Glides	+£18

Stock Option RRP £544



# Mirage II

**125kg**  
WEIGHT  
RATING

**2**  
GUARANTEE  
YEARS

**8**  
Hour Usage



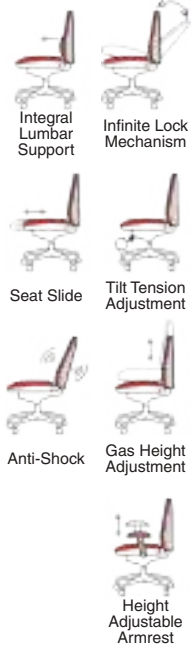
EX000162  
Mirage II Black Mesh

Options	RRP
Set of Glides	+£18

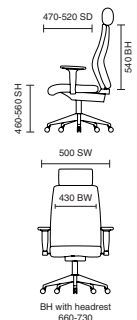
Stock Option RRP £508



## Adjustments



## Dimensions



# Savoy High Back

110kg WEIGHT RATING  
 GUARANTEE 2 YEARS  
 8 Hour Usage  
 WATCHING Page 170 VISITOR

- Deep comfort seat & back cushions
- Aluminium armrests
- Twin lever mechanism with infinite lock recline
- High chrome arms and base feature



EX000067  
Savoy Black Bonded Leather High Back

## Adjustments



Gas Height Adjustment



Infinite Lock Mechanism



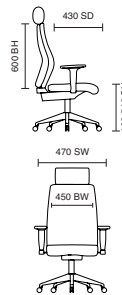
Fixed Armrest



Tilt Tension Adjustment

Options	RRP
Set of Glides	+£18

## Dimensions



# Savoy Medium Back

110kg WEIGHT RATING  
 GUARANTEE 2 YEARS  
 8 Hour Usage  
 WATCHING Page 170 VISITOR

## Adjustments



Gas Height Adjustment



Infinite Lock Mechanism



Fixed Armrest



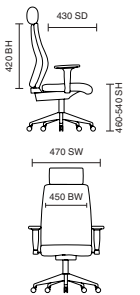
Tilt Tension Adjustment

Options	RRP
Set of Glides	+£18



EX000069  
Savoy Black Bonded Leather Medium Back

## Dimensions



Stock Option RRP £494

Stock Option RRP £476



# Classic High Back

125kg WEIGHT RATING

GUARANTEE 2 YEARS

8 Hour Usage

WATCHING Page 170 VISITOR

- Large contoured seat
- Two levers, infinite lock and tilt mechanism
- Soft padded leather upholstery



EX000007  
Classic Black Bonded Leather High Back



EX000008  
Classic Tan Bonded Leather High Back

## Adjustments



Tilt Tension Adjustment



Gas Height Adjustment



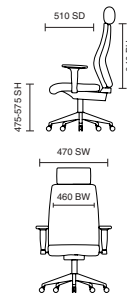
Infinite Lock Mechanism



Fixed Armrest

Options	RRP
Set of Glides	+£18

## Dimensions



# Classic Medium Back

125kg WEIGHT RATING

GUARANTEE 2 YEARS

8 Hour Usage

WATCHING Page 170 VISITOR

## Adjustments



Tilt Tension Adjustment



Gas Height Adjustment



Infinite Lock Mechanism



Fixed Armrest

Options	RRP
Set of Glides	+£18

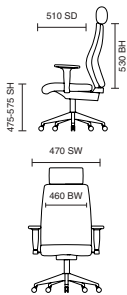


EX000011  
Classic Tan with Arms Medium Back



EX000012  
Classic White with Arms Medium Back

## Dimensions



Stock Option RRP £484



Stock Option RRP £448



# Ritz High Back

110kg  
WEIGHT  
RATING

GUARANTEE  
2  
YEARS

8  
Hour Usage

WATCHING  
Page  
170  
VISITOR

- Soft to touch leather
- Polished chrome frame
- Twin lever tilt and lock mechanism
- Tilt tension adjustment
- Ribbed stitch detailing

## Adjustments



Tilt Tension Adjustment



Gas Height Adjustment



Infinite Lock Mechanism



Fixed Armrest



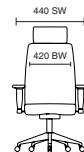
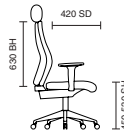
EX000058  
Ritz Ivory Bonded Leather High Back



EX000057  
Ritz Black Bonded Leather High Back

Options	RRP
Set of Glides	+£18
Set of Chrome Glides	+£45

## Dimensions



# Ritz Medium Back

110kg  
WEIGHT  
RATING

GUARANTEE  
2  
YEARS

8  
Hour Usage

WATCHING  
Page  
170  
VISITOR

## Adjustments



Tilt Tension Adjustment



Gas Height Adjustment



Infinite Lock Mechanism



Fixed Armrest



KCUP1279  
Ritz Black Bonded Leather Medium Back  
with optional Chrome Glides



EX000060  
Ritz Ivory Bonded Leather Medium Back

Options	RRP
Set of Glides	+£18
Set of Chrome Glides	+£45

## Dimensions



Stock Option RRP £446



Stock Option RRP £428



# Chelsea

- Generous dimensions on traditional styling
- Height adjustable headrest
- Reclining function with tilt tension

110kg  
WEIGHT RATING

GUARANTEE  
2 YEARS

8  
Hour Usage



EX000002  
Chelsea Cream Bonded Leather



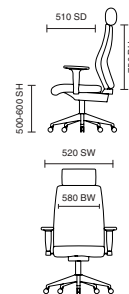
EX000001  
Chelsea Black Bonded Leather

## Adjustments



Options	RRP
Set of Glides	+£18

## Dimensions



Stock Option RRP £510



# Mien

- Synchronised tilting mechanism, lockable in multiple positions
- Anti-shock reclining with weight tension adjustment
- Polished aluminium armrests and wheelbase

125kg  
WEIGHT RATING

GUARANTEE  
5 YEARS

8  
Hour Usage

WATCHING  
Page 171  
VISITOR

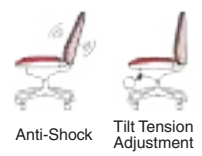


EX000183  
Mien Black & Mink Leather



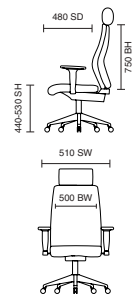
EX000184  
Mien Black Leather

## Adjustments



Options	RRP
Set of Glides	+£18

## Dimensions



Stock Option RRP £457



# Xenon

Elegant White or Black acrylic shells cradle the most stylish of executive chairs – the Xenon.

The shell swoops down from the generously proportioned backrest to integral slim shaped arms which fold around to the underside of the seat shell.

A high-quality knee tilt ensures maximum comfort and avoids discomfort caused by upper leg blood vessel constriction.

High density moulded foams and inbuilt contoured lumbar support add to the easy seating package.

A brushed aluminium five-star base continues the focus on sophisticated styling at ground level.





# Xenon White Shell Leather

125kg  
WEIGHT  
RATING

GUARANTEE  
5  
YEARS

8  
Hour Usage

WATCHING  
Page  
170  
VISITOR

# Xenon White Shell fabric

125kg  
WEIGHT  
RATING

GUARANTEE  
5  
YEARS

8  
Hour Usage

WATCHING  
Page  
170  
VISITOR



EX000095  
Xenon White Shell Black Leather



KC0229  
Xenon White Shell White Leather with optional  
headrest

## Adjustments



Fixed Headrest Knee Tilt



Fixed Armrest Tilt Tension Adjustment



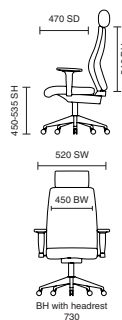
Integral Lumbar Gas Height Adjustment



Anti-Shock

Options	RRP
Headrest	+£57
Set of Glides	+£18

## Dimensions



Stock Option RRP £429



KCUP1180  
Xenon White Shell Bespoke Stevia Blue with  
optional headrest



KC0227  
Xenon White Shell Blue Fabric with optional  
headrest

## Adjustments



Fixed Headrest Knee Tilt



Fixed Armrest Tilt Tension Adjustment



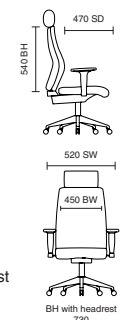
Integral Lumbar Gas Height Adjustment



Anti-Shock


Options	RRP
Headrest	+£57
Set of Glides	+£18

## Dimensions



Stock Option RRP £429



 Upholstery See page 204 for full details  
**Band 1** £592 **Band 4** £715  
**Band 2** £655 **Band 5** £734  
**Band 3** £681 **Band 6** £761

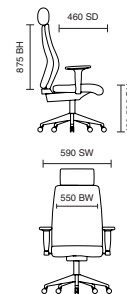
# Fenton High Back

- Extra smooth tilt and lock mechanism
- Generously proportioned wing armchair design
- Detail stitching



EX000214  
Fenton High Back Black Leather

## Dimensions



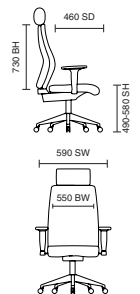
# Fenton Medium Back

- Fully upholstered faux leather soft touch shell chair
- Full depth upholstered arms
- Synchronised tilt action
- Generous proportions



EX000215  
Fenton Medium Back Black Leather

## Dimensions

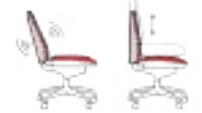


120kg  
WEIGHT  
RATING

GUARANTEE  
2  
YEARS

8  
Hour Usage

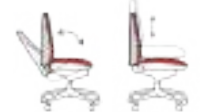
## Adjustments



Anti-Shock Gas Height Adjustment



Fixed Armrest Synchronised Tilt Mechanism



Knee Tilt Gas Height Adjustment



Tilt Tension Adjustment

Options	RRP
Set of Glides	+£18

Stock Option RRP £437

Stock Option RRP £416



# Lula **NEW!**

110kg  
WEIGHT RATING

GUARANTEE  
2  
YEARS

8  
Hour Usage

- Modern and stylish design
- Breathable mesh backrest upholstery
- Seat height adjustment
- Fixed arm rests

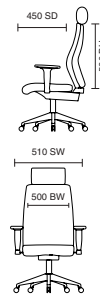


EX000244  
Lula Black Seat with Full Mesh Back


### Adjustments



### Dimensions



Stock Option RRP £390



# Sanderson II

125kg  
WEIGHT RATING

GUARANTEE  
2  
YEARS

8  
Hour Usage

- Breathable mesh backrest upholstery
- Adjustable lumbar support pad
- Height adjustable headrest
- Synchronised tilting mechanism with anti-shock

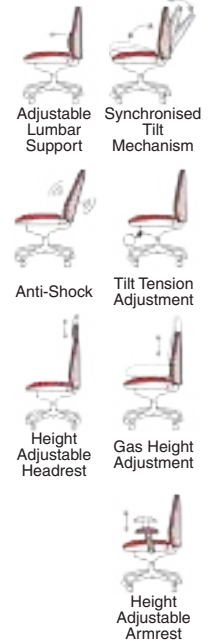


KCUP0539  
Sanderson Bespoke Seat Stevia Blue



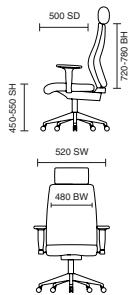
EX000064  
Sanderson Black Airmesh Seat with Mesh Back

### Adjustments



Options	RRP
5 Star Nylon Base	+£38
Set of Glides	+£18

### Dimensions



Stock Option RRP £388



**Upholstery** See page 204 for full details

Band 1	£411	Band 4	£436
Band 2	£422	Band 5	£441
Band 3	£428	Band 6	£446

# Tunis Leather

125kg  
WEIGHT RATING

GUARANTEE  
2  
YEARS

8  
Hour Usage

- Soft touch leather upholstery
- Distinct padded chrome armrests
- Clean and stylish stitch detailing
- Wrap-over seat & back pads for extra deep comfort



EX000210  
Tunis Black Bonded Leather

## Adjustments



Lock Tilt Motion



Gas Height Adjustment

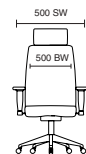
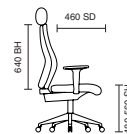


Tilt Tension Adjustment



Fixed Armrest

## Dimensions



# Rocky

125kg  
WEIGHT RATING

GUARANTEE  
2  
YEARS

8  
Hour Usage

MATCHING  
Page  
173  
VISITOR

- Matching base and arms
- Leather padded arms
- Two lever tilt and lock mechanism



EX000061  
Rocky Black Leather

## Adjustments



Fixed Armrest



Tilt Tension Adjustment



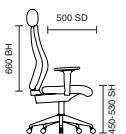
Gas Height Adjustment



Infinite Tilt Mechanism

Options	RRP
Set of Glides	+£18

## Dimensions



Stock Option RRP £390

Stock Option RRP £366



# Advocate

115kg  
WEIGHT RATING

GUARANTEE  
3 YEARS

8  
Hour Usage

WATCHING  
Page 171  
VISITOR

- Chrome arms and base
- Leather arm sleeves
- Tension adjustable tilt and lock functionality
- Padded shaped back support



BR000204  
Advocate Black Bonded Leather

## Adjustments



Tilt Tension Adjustment



Gas Height Adjustment



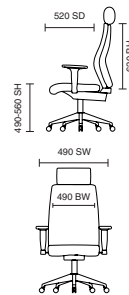
Lock Tilt Motion



Fixed Armrest

Options	RRP
Set of Glides	+£18

## Dimensions



Stock Option RRP £375



Black  
Leather

# Desire

125kg  
WEIGHT RATING

GUARANTEE  
2 YEARS

8  
Hour Usage

WATCHING  
Page 173  
VISITOR

- Modern and stylish design
- Comfortable deep cushioning
- Chrome armrests with cushioned arm pads



EX000020  
Desire White Leather



EX000019  
Desire Black Leather

## Adjustments



Fixed Armrest



Tilt Tension Adjustment



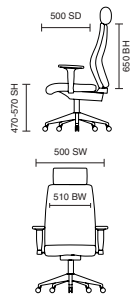
Gas Height Adjustment



Infinite Tilt Mechanism

Options	RRP
Set of Glides	+£18

## Dimensions



Stock Option RRP £357



Black  
Leather

White  
Leather

# Winsor High back

120kg  
WEIGHT RATING

GUARANTEE  
2 YEARS

8  
Hour Usage

- Bonded leather upholstery
- Deeply padded for comfort
- Hybrid design for exec/high function use
- Lock and tilt mechanism



EX000213  
Winsor High Back Leather

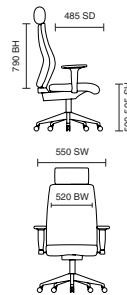


## Adjustments



Options	RRP
Set of Glides	+£18

## Dimensions



# Winsor Medium back

120kg  
WEIGHT RATING

GUARANTEE  
2 YEARS

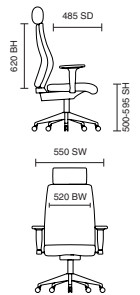
8  
Hour Usage

## Adjustments



Options	RRP
Set of Glides	+£18

## Dimensions



EX000212  
Winsor Medium Back Leather

Stock Option RRP £356

Stock Option RRP £327



# Galloway

125kg WEIGHT RATING

GUARANTEE 2 YEARS

8 Hour Usage

MATCHING Page 171 VISITOR

- Matching upholstered sweep arms
- Multi-panelled upholstery comfort
- Gunmetal Grey base & arms



EX000031  
Galloway Blue Fabric



EX000030  
Galloway Black Fabric

## Adjustments



Gas Height Adjustment



Fixed Armrest



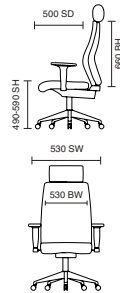
Infinite Tilt Mechanism



Tilt Tension Adjustment

Options	RRP
5 Star Chrome Base	+£49
Set of Glides	+£18

## Dimensions



Stock Option RRP £348



# Penza

110kg WEIGHT RATING

GUARANTEE 2 YEARS

8 Hour Usage

- Modern and stylish design
- Comfortable deep cushioning
- Chrome armrests with cushioned arm pads



EX000186  
Penza Cream Leather



EX000187  
Penza Brown Leather

## Adjustments



Fixed Armrest



Tilt Tension Adjustment



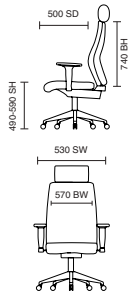
Gas Height Adjustment



Infinite Tilt Mechanism

Options	RRP
Set of Glides	+£18

## Dimensions



Stock Option RRP £343



# Moore Deluxe Leather

125kg  
WEIGHT  
RATING

GUARANTEE  
2  
YEARS

8  
Hour Usage

MATCHING  
Page  
172  
VISITOR

- Extra deep chrome & leather arm pads
- Panelled ruched upholstery
- Infinite tilt and lock with tension adjustment

## Adjustments



Fixed Armrest



Tilt Tension Adjustment



Gas Height Adjustment



Infinite Tilt Mechanism

Options	RRP
Set of Glides	+£18

## Dimensions



EX000045  
Moore Deluxe Black Leather

# Moore Leather

125kg  
WEIGHT  
RATING

GUARANTEE  
2  
YEARS

8  
Hour Usage

MATCHING  
Page  
172  
VISITOR

- Two lever infinite lock mechanism
- Matching padded leather arms
- Tension adjustment on tilt
- Panelled ruched upholstery

## Adjustments



Fixed Armrest



Tilt Tension Adjustment




Gas Height Adjustment



Infinite Tilt Mechanism

Options	RRP
5 Star Chrome Base	+£49
Set of Glides	+£18

## Dimensions



EX000050  
Moore Black Leather

Stock Option RRP £347

Stock Option RRP £295





# Moore Fabric

125kg WEIGHT RATING

GUARANTEE 2 YEARS

8 Hour Usage

WATCHING Page 172 VISITOR

- Twin lever infinite tilt & lock mechanism
- Matching padded fabric arms
- Tension adjustment on tilt
- Panelled ruched upholstery



EX000044  
Moore Blue Fabric

## Adjustments



Fixed Armrest



Tilt Tension Adjustment



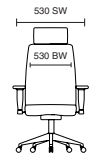
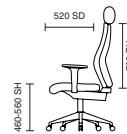
Gas Height Adjustment



Infinite Tilt Mechanism

Options	RRP
5 Star Chrome Base	+£49
Set of Glides	+£18

## Dimensions



# Vegas

125kg WEIGHT RATING

GUARANTEE 2 YEARS

8 Hour Usage

- Leather integral headrest
- Airmesh and leather seat
- Lumbar bar support
- Two lever infinite lock function



EX000074  
Vegas Black Leather with Mesh Back

## Adjustments



Integral Lumbar Support



Fixed Armrest



Tilt Tension Adjustment



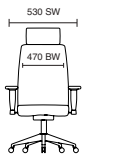
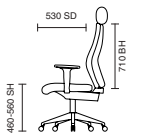
Gas Height Adjustment



Infinite Tilt Mechanism

Options	RRP
Set of Glides	+£18

## Dimensions



Stock Option RRP £278



Stock Option RRP £297



# Compton Black Leather

120kg  
WEIGHT RATING

3  
GUARANTEE  
YEARS

8  
Hour Usage

- Sumptuous soft touch real leather
- Single lever tension adjustable tilt and lock mechanism
- Cushioned lumbar support and deep padded arms



EX000211  
Compton Black Leather

## Adjustments



Gas Height Adjustment



Lock Tilt Motion



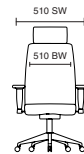
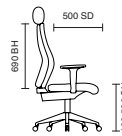
Tilt Tension Adjustment



Fixed Armrest

Options	RRP
Set of Glides	+£18

## Dimensions



# Ezra

110kg  
WEIGHT RATING

2  
GUARANTEE  
YEARS

8  
Hour Usage

- Stylish stitch detailing
- Soft touch leather
- Tilt and lock mechanism



EX000188  
Ezra Black Leather

EX000189  
Ezra White Leather

## Adjustments



Fixed Armrest



Tilt Tension Adjustment



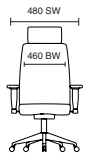
Gas Height Adjustment



Lock Tilt Motion

Options	RRP
Set of Glides	+£18

## Dimensions



Stock Option RRP £290

Stock Option RRP £267



# Nola High back

115kg WEIGHT RATING

2 GUARANTEE YEARS

8 Hour Usage

WATCHING Page 175 VISITOR

- Classically Italian inspired executive armchair
- Curved seat and back for comfort
- Chrome detailing on frame and arms
- Single lever tilt and lock mechanism



OP000226  
Nola High Back Black Bonded Leather

## Adjustments



Gas Height Adjustment



Lock Tilt Motion



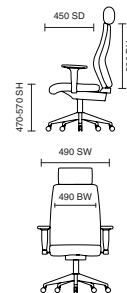
Tilt Tension Adjustment



Fixed Armrest

Options	RRP
Set of Glides	+£18

## Dimensions



# Nola Medium back

115kg WEIGHT RATING

2 GUARANTEE YEARS

8 Hour Usage

WATCHING Page 175 VISITOR

- Classically Italian inspired executive armchair
- Curved seat and back for comfort
- Chrome detailing on frame and arms
- Single lever tilt and lock mechanism



OP000225  
Nola Medium Back Black Bonded Leather

## Adjustments



Gas Height Adjustment



Lock Tilt Motion



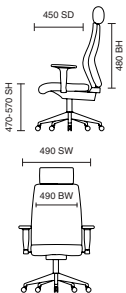
Tilt Tension Adjustment



Fixed Armrest

Options	RRP
Set of Glides	+£18

## Dimensions



Stock Option RRP £283



Black  
Leather

Stock Option RRP £275



Black  
Leather

# Plaza

- Contour lines on back and seat enhance the appearance
- Nylon armrest with integrated soft leather arm pads
- Easy to use twin lever mechanism lockable in any position

125kg  
WEIGHT RATING

2  
GUARANTEE  
YEARS

8  
Hour Usage

## Adjustments



Gas Height Adjustment



Infinite Tilt Mechanism



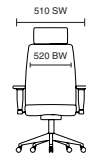
Tilt Tension Adjustment



Fixed Armrest

Options	RRP
5 Star Chrome Base	+£49
Set of Glides	+£18

## Dimensions



EX000052  
Plaza Black Bonded Leather

# Thrift

- Padded upholstered armrests
- Chrome detail armrest frame matches wheelbase
- Generously cushioned seat and back

125kg  
WEIGHT RATING

2  
GUARANTEE  
YEARS

8  
Hour Usage

## Adjustments



Gas Height Adjustment



Lock Tilt Motion



Tilt Tension Adjustment



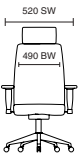
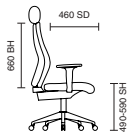
Fixed Armrest

Options	RRP
Set of Glides	+£18



EX000163  
Thrift Black Bonded Leather

## Dimensions



Stock Option RRP £253

Stock Option RRP £231



# Lincoln Fabric

- Generously padded upholstery
- Deeply padded fabric arms included
- Single lever tilt and lock mechanism



OP000231  
Lincoln Charcoal Fabric



OP000230  
Lincoln Royal Blue Fabric

120kg  
WEIGHT  
RATING

GUARANTEE  
2  
YEARS

8  
Hour Usage

### Adjustments



Gas Height  
Adjustment



Lock Tilt  
Motion



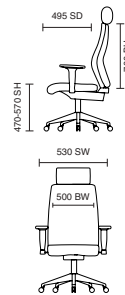
Tilt Tension  
Adjustment



Fixed  
Armrest

Options	RRP
Set of Glides	+£18

### Dimensions



# Hague

- Single lever tilt and lock mechanism
- Stylish feature stitching detail
- Tension adjustment on tilt



EX000202  
Hague Black Leather



EX000200  
Hague Blue Fabric

120kg  
WEIGHT  
RATING

GUARANTEE  
2  
YEARS

8  
Hour Usage

### Adjustments



Lock Tilt  
Motion



Fixed  
Armrest



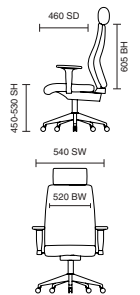
Gas Height  
Adjustment



Tilt Tension  
Adjustment

Options	RRP
Set of Glides	+£18

### Dimensions



Stock Option RRP £229



Stock Option RRP £193



# Bella

125kg  
WEIGHT RATING

GUARANTEE  
2  
YEARS

8  
Hour Usage

- Stylish stitch detailing
- Hard-wearing fixed nylon armrests
- Lock tilt reclining with tension adjustment
- Seat height adjustment

## Adjustments



Tilt Tension Adjustment



Gas Height Adjustment



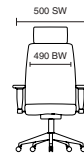
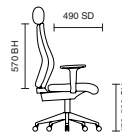
Lock Tilt Motion



Fixed Armrest

Options	RRP
5 Star Chrome Base	+£49
Set of Glides	+£18

## Dimensions



EX000192  
Bella Black Bonded Leather

# Blitz

100kg  
WEIGHT RATING

GUARANTEE  
2  
YEARS

8  
Hour Usage

MATCHING  
Page  
181  
VISITOR

- Luxurious bonded leather
- Matching nylon fixed armrests and base
- Generously cushioned seat and backrest
- Tilt and lock mechanism

## Adjustments



Fixed Armrest



Tilt Tension Adjustment



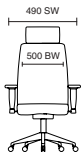
Gas Height Adjustment



Lock Tilt Motion

Options	RRP
5 Star Chrome Base	+£49
Set of Glides	+£18

## Dimensions



EX000137  
Blitz Black Bonded Leather

Stock Option RRP £163



Stock Option RRP £153



# Chesterfield

110kg  
WEIGHT  
RATING

GUARANTEE  
2  
YEARS

8  
Hour Usage

- Traditional rich toned leather faced upholstery
- Deeply buttoned classical styling
- Wooden armrests with matching padded sleeve
- Complimentary wood on arms and base



EX000004  
Chesterfield Burgundy Leather



EX000006  
Chesterfield Green Leather



EX000005  
Chesterfield Cream Leather



EX000003  
Chesterfield Brown Leather

## Adjustments



Fixed  
Armrest



Tilt Tension  
Adjustment

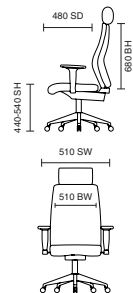


Gas Height  
Adjustment



Lock Tilt  
Motion

## Dimensions



Stock Option RRP £349



# VISITOR & CONFERENCE

Meetings. Love them or not they can often be where the best businesses are forged.

In the modern, inclusive office it is rare that companies are the product of one person.

The age of collaborative thinking means we all need to harmonise to get the best out of our collective effort. That is where the well constructed, effective meeting comes in.

So whether you are discussing the next sales and marketing campaign, negotiating a new deal, working through some tough commercial details or developing new internal ways of working, being on your top game in a meeting is crucial.

Our comfortable, practical and stylish seating options will keep you refreshed, engaged and comfortable.

Our designers have created a portfolio of seating solutions that fit every requirement and budget to ensure your meetings are meaningful.



Table: Impulse Boardroom Table (p60)  
Chair: Mica Cantilever (p171)





Classic  
Page 170



Savoy  
Page 170



Ritz  
Page 170



Xenon  
Page 170



Advocate  
Page 171



Mien Range  
Page 171



Galloway Range  
Page 171



Moore Range  
Page 172



Carmen Range  
Page 173



Desire  
Page 173



Rocky  
Page 173



Portland Range  
Page 174



Florence Range  
Page 175



Nola  
Page 175



Academy Range  
Page 176



Swift Collection  
Page 177



Havanna Range  
Page 178



Echo  
Page 178



Metro  
Page 178



Brunswick Deluxe  
Range Page 179



Brunswick Range  
Page 180



Hague  
Page 181



Blitz  
Page 181



Madrid Range  
Page 181



ISO Range  
Page 182



ISO Range  
Page 183



ISO Writing Table Kit  
Page 185



Banquet  
Page 185



Polly  
Page 185

# VISITOR & CONFERENCE

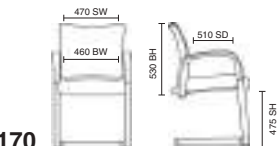
# Classic

- Soft padded leather
- Solid chrome frame
- Leather padded arms
- Large contoured seat



BR000031  
Classic Tan Bonded Leather

Stock Option RRP £448



**115kg**  
WEIGHT RATING

**2**  
YEARS  
GUARANTEE

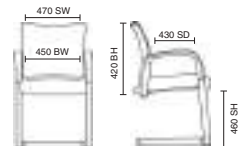
# Savoy

- Aluminium armrests
- Panelled backrest upholstery
- Soft bonded leather



BR000126  
Savoy Black Bonded Leather

Stock Option RRP £447



**115kg**  
WEIGHT RATING

**2**  
YEARS  
GUARANTEE

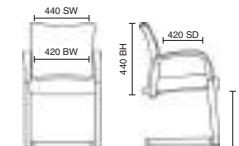
# Ritz

- Soft bonded leather
- Chrome frame



BR000124  
Ritz Ivory Bonded Leather

Stock Option RRP £411



**115kg**  
WEIGHT RATING

**2**  
YEARS  
GUARANTEE

# Xenon

## Fabric

- Nylon fixed armrests
- Sleek, low profile design
- Sprung cantilever frame
- Choice of White or Black shell

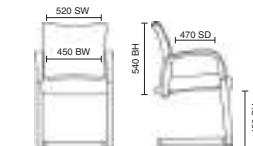


BR000142  
Xenon White Shell & Blue Fabric

Stock Option RRP £394



Options	RRP
Headrest	+£57



**115kg**  
WEIGHT RATING

**5**  
YEARS  
GUARANTEE

# Advocate

- Stylish panelled bonded leather
- Chrome cantilever with safety stops

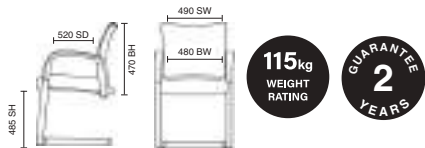


BR000206  
Advocate Black Bonded Leather

Stock Option RRP £362



Black  
Leather



# Mien Black Leather

- Luxurious & contemporary design
- Stylish cantilever frame
- Outstanding upholstery & stitch detail

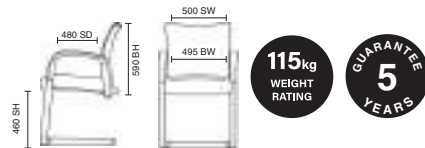


BR000211  
Mien Cantilever Black leather

Stock Option RRP £350



Black  
Leather



# Mien Black & Mink

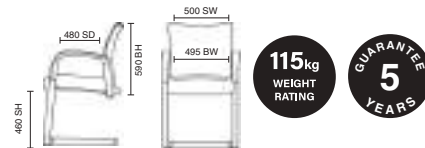


BR000212  
Mien Cantilever Black & Mink leather

Stock Option RRP £350



Black &  
Mink



# Galloway Leather

- Matching padded armrests

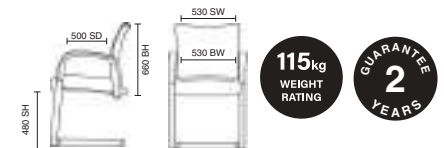


BR000177  
Galloway Black Leather

Stock Option RRP £348



Black  
Leather



# Galloway

Fabric

- Upholstered panels for comfort
- Black or Blue fabric available
- Matching padded armrests



KC0123  
Galloway Blue Fabric

Stock Option RRP £348



# Moore

Deluxe

- Extra deep arm pads
- Padded chrome armrests



KC0152  
Moore Deluxe Black Leather

Stock Option RRP £347



# Moore

Leather

- Bonded Black leather
- Matching padded arms
- Comfortable deep cushioning



KC0151  
Moore Black Leather

Stock Option RRP £295



# Moore

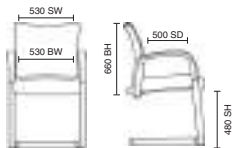
Fabric

- Choice of Blue or Black fabric
- Attractive ruched upholstery
- Matching padded arms



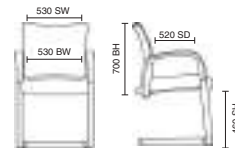
KC0150  
Moore Blue Fabric

Stock Option RRP £278



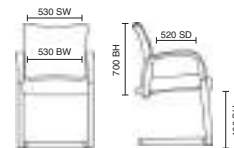
**115kg**  
WEIGHT RATING

**2**  
GUARANTEE YEARS



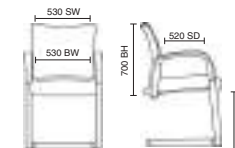
**115kg**  
WEIGHT RATING

**2**  
GUARANTEE YEARS



**115kg**  
WEIGHT RATING

**2**  
GUARANTEE YEARS



**115kg**  
WEIGHT RATING

**2**  
GUARANTEE YEARS

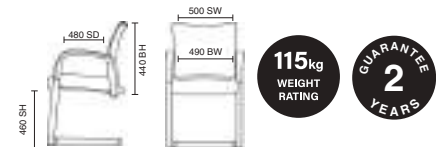
# Desire

- Modern and stylish design
- Comfortable deep cushioning
- Chrome with cushioned arm pads



BR000033  
Desire Black Leather

Stock Option RRP £340



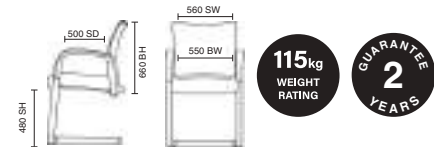
# Rocky

- Bonded leather
- Chrome base and arms
- Leather padded arms
- Sculptured back



EX000062  
Rocky Black Leather

Stock Option RRP £315



# Carmen

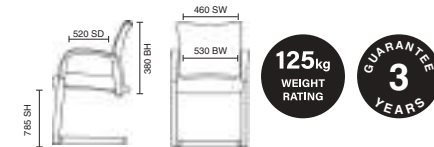
Fabric Stool **NEW!**

- Grey flecked fabric
- Natural solid wood frame
- Black foot rail
- Double curvature backrest
- Floor protectors



BR000225  
Carmen Grey Fabric

Stock Option RRP £297



# Carmen

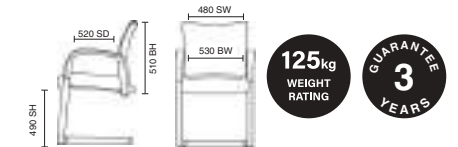
Fabric **NEW!**

- Modern and stylish design
- Fully upholstered in quality Grey fabric
- Natural solid wood frame



BR000224  
Carmen Grey Fabric

Stock Option RRP £277



# Portland

- Contoured back support
- Adjustable lumbar support
- Triple curvature seat
- Polished chrome base



EX000136  
Portland Black Mesh

# Portland

Bespoke



KCUP0466  
Portland Bespoke Seat Myrrh Green

# Portland

Visitor

- Black seat as standard
- Extra strong chrome frame
- Features upholstered arm pads
- Heavy duty frame



BR000115  
Portland Visitor Black Fabric & Black Mesh Back

# Portland

Visitor Bespoke



KCUP0452  
Portland Visitor Bespoke Seat Tabasco Red

Stock Option RRP £268



**Bespoke Seat Upholstery** See page 204 for full details

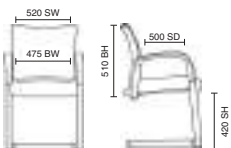
Band 1	£297	Band 4	£332
Band 2	£317	Band 5	£337
Band 3	£324	Band 6	£343

Stock Option RRP £229



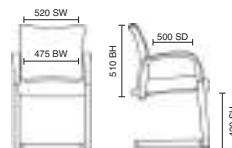
**Seat Upholstery** See page 204 for full details

Band 1	£245	Band 4	£274
Band 2	£260	Band 5	£279
Band 3	£266	Band 6	£285



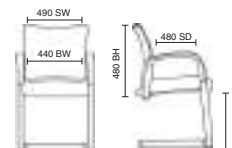
**115kg**  
WEIGHT RATING

**GUARANTEE**  
**2**  
YEARS



**115kg**  
WEIGHT RATING

**GUARANTEE**  
**2**  
YEARS



**115kg**  
WEIGHT RATING

**GUARANTEE**  
**2**  
YEARS



**115kg**  
WEIGHT RATING

**GUARANTEE**  
**2**  
YEARS

# Florence

## Stool

- Stylish stay-clean white shell
- Fabric upholstered seat pad
- Double curvature backrest
- Footrest rail



BR000210  
Florence Stool

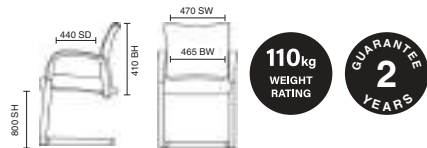
Stock Option RRP £252



Grey  
Fabric Seat

**Upholstery** See page 204 for full details

Band 1	£291	Band 4	£322
Band 2	£305	Band 5	£328
Band 3	£312	Band 6	£336



# Florence

## Spindle

- Stylish stay-clean white shell
- Matching four spur pyramid base
- Fabric upholstered seat pad
- Double curvature backrest



BR000208  
Florence Spindle

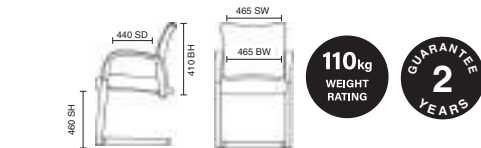
Stock Option RRP £189



Grey  
Fabric Seat

**Upholstery** See page 204 for full details

Band 1	£228	Band 4	£258
Band 2	£241	Band 5	£264
Band 3	£248	Band 6	£272



# Florence

## Stacker

- Stylish stay-clean white shell
- Matching four leg base allows stacking
- Fabric upholstered seat pad
- Stackable up-to 4 high



BR000209  
Florence Stacker

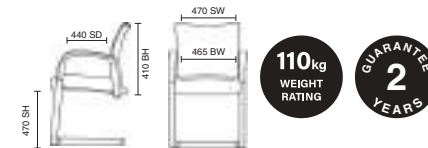
Stock Option RRP £158



Grey  
Fabric Seat

**Upholstery** See page 204 for full details

Band 1	£196	Band 4	£226
Band 2	£209	Band 5	£232
Band 3	£216	Band 6	£240



# Nola

- Classically Italian inspired visitor chair
- Curved seat and back for comfort
- Chrome detailing on frame & arms

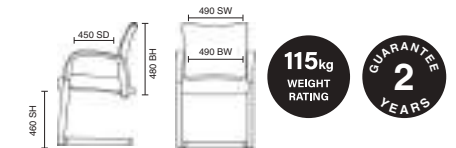


OP000224  
Nola Black Bonded Leather

Stock Option RRP £247



Black  
Leather



# Academy

## Fabric Back with Arms

- Polished chrome frame
- Double curvature seat and back
- Heavy duty frame
- Stackable up to 6 high



BR000003  
Academy Black Fabric with Arms

# Academy

## Bespoke with Arms



KCUP0032  
Academy Bespoke Tansy Purple Seat & Black Fabric Back with Arms

# Academy

## Fabric

- Extra generous dimensions
- Double curvature seat and back
- Heavy duty frame
- Stackable up to 6 high



BR000004  
Academy Black Fabric

# Academy

## Bespoke



KCUP0055  
Academy Bespoke Maringa Teal

Stock Option RRP £237



Black Fabric

**Full Upholstery** See page 204 for full details

Band 1	£348	Band 4	£396
Band 2	£360	Band 5	£408
Band 3	£375	Band 6	£424

**Seat Upholstery** See page 204 for full details

Band 1	£284	Band 4	£301
Band 2	£288	Band 5	£305
Band 3	£293	Band 6	£310

**Back Upholstery** See page 204 for full details

Band 1	£309	Band 4	£344
Band 2	£320	Band 5	£353
Band 3	£331	Band 6	£363

Stock Option RRP £230



Black Fabric

**Full Upholstery** See page 204 for full details

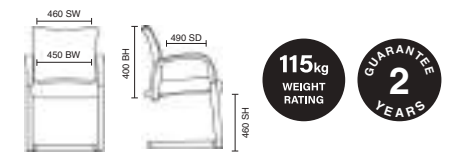
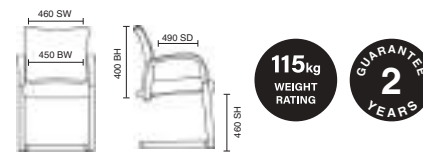
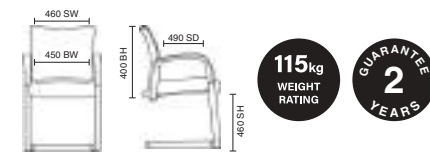
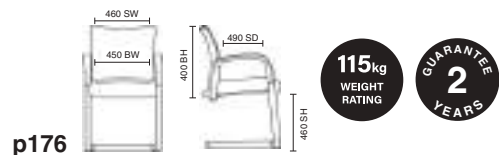
Band 1	£357	Band 4	£417
Band 2	£379	Band 5	£429
Band 3	£395	Band 6	£447

**Seat Upholstery** See page 204 for full details

Band 1	£292	Band 4	£315
Band 2	£302	Band 5	£319
Band 3	£307	Band 6	£325

**Back Upholstery** See page 204 for full details

Band 1	£318	Band 4	£362
Band 2	£336	Band 5	£370
Band 3	£347	Band 6	£382





# Academy

- Extra generous dimensions
- Polished chrome frame
- Double curvature seat and back
- Heavy duty frame
- Stackable up to 6 high



KCUP0011  
Academy Bespoke  
Seat Stevia Blue



BR000011  
Academy Black Fabric

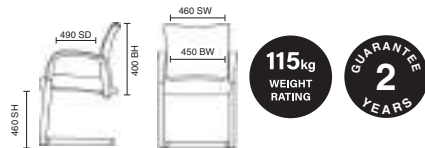
Stock Option RRP £210



Black  
Fabric Seat

**Seat Upholstery** See page 204 for full details

Band 1	£236	Band 4	£252
Band 2	£239	Band 5	£255
Band 3	£244	Band 6	£261



# Academy with Arms

- Extra generous dimensions
- Polished chrome frame
- Double curvature seat and back
- Stackable up to 6 high



BR000010  
Academy Black Fabric with Arms

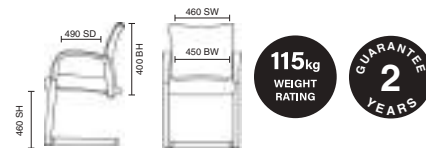
Stock Option RRP £218



Black  
Fabric Seat

**Seat Upholstery** See page 204 for full details

Band 1	£243	Band 4	£260
Band 2	£248	Band 5	£263
Band 3	£253	Band 6	£269



# Swift Visitor

**NEW!**

- Curved soft mesh back
- Generously sized
- Lightweight chrome frame
- Stackable up to 2 high



BR000227  
Swift Chrome Frame with Arms

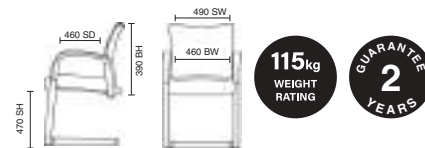
Stock Option RRP £236



Mesh with  
Fabric

**Bespoke Seat Upholstery:**

Band 1	£292	Band 4	£314
Band 2	£301	Band 5	£319
Band 3	£307	Band 6	£324



# Swift Cantilever


**NEW!**

- Curved soft mesh back
- Generously sized
- Lightweight chrome frame
- Stackable up to 2 high



BR000226  
Swift Cantilever Chrome Frame with Arms

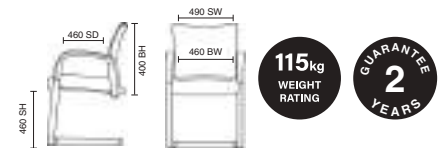
Stock Option RRP £219



Mesh with  
Fabric

**Bespoke Seat Upholstery:**

Band 1	£275	Band 4	£297
Band 2	£284	Band 5	£302
Band 3	£290	Band 6	£307



# Havanna

- Strong sprung chrome frame
- Soft touch roll-around armrests
- Leather upholstery
- Curved seat and back comfort



BR000050  
Havanna Black Leather

Stock Option RRP £209



Black  
Leather

# Havanna

Bespoke



KCUP07214  
Havanna Bespoke Bergamot Cherry

**Full Upholstery** See page 204 for full details

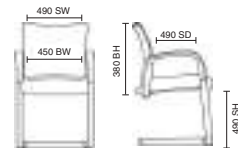
<b>Band 1</b> £286	<b>Band 4</b> £341
<b>Band 2</b> £301	<b>Band 5</b> £354
<b>Band 3</b> £319	<b>Band 6</b> £372

**Seat Upholstery** See page 204 for full details

<b>Band 1</b> £243	<b>Band 4</b> £280
<b>Band 2</b> £256	<b>Band 5</b> £287
<b>Band 3</b> £267	<b>Band 6</b> £298

**Back Upholstery** See page 204 for full details

<b>Band 1</b> £243	<b>Band 4</b> £280
<b>Band 2</b> £256	<b>Band 5</b> £287
<b>Band 3</b> £267	<b>Band 6</b> £298



**115kg**  
WEIGHT RATING

**2**  
YEARS  
GUARANTEE

# Echo

- Polished chrome frame
- Stackable up to 4 high
- Supplied fully assembled



BR000037  
Echo Red Bonded Leather

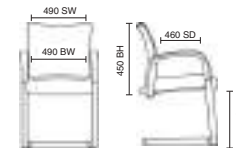
Stock Option RRP £202



Red  
Leather

Black  
Leather

White  
Leather



**115kg**  
WEIGHT RATING

**2**  
YEARS  
GUARANTEE

# Metro

- Breathable large curved back
- Large cushioned seat
- Stackable up to 4 high



BR000090  
Metro Black Fabric & Black Mesh Back

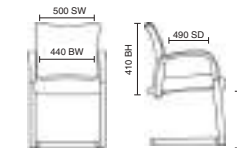
Stock Option RRP £200



Mesh with  
Airmesh

**Seat Upholstery** See page 204 for full details

<b>Band 1</b> £227	<b>Band 4</b> £259
<b>Band 2</b> £244	<b>Band 5</b> £263
<b>Band 3</b> £250	<b>Band 6</b> £271



**115kg**  
WEIGHT RATING

**2**  
YEARS  
GUARANTEE

# Brunswick **NEW!**

## Deluxe Mesh Back Chrome

- Curved soft mesh back
- Generously sized
- Stackable up to 4 high
- Lightweight chrome frame



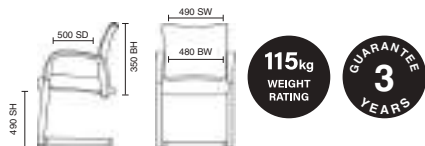
BR000220  
Brunswick Deluxe Chrome Frame & Black Fabric with Arms

Stock Option RRP £195



**Bespoke Seat Upholstery:**

Band 1	£232	Band 4	£268
Band 2	£253	Band 5	£274
Band 3	£260	Band 6	£280



# Brunswick **NEW!**

## Deluxe Mesh Back Black

- Curved soft mesh back
- Generously sized
- Stackable up to 4 high
- Robust steel frame



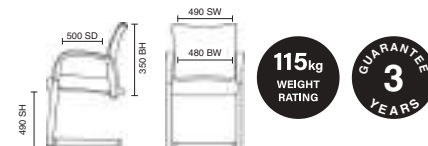
BR000221  
Brunswick Deluxe Black Frame & Black Fabric with Arms

Stock Option RRP £189



**Bespoke Seat Upholstery:**

Band 1	£218	Band 4	£252
Band 2	£239	Band 5	£258
Band 3	£246	Band 6	£264



# Brunswick **NEW!**

## Deluxe Fabric Chrome

- Curved upholstered back
- Generously sized
- Stackable up to 4 high
- Robust steel frame



BR000222  
Brunswick Deluxe Chrome Frame & Black Fabric with Arms

Stock Option RRP £199

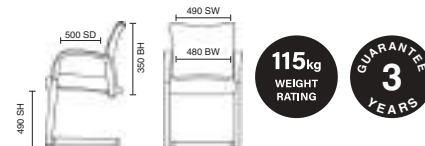


**Bespoke Full Upholstery** See page 204 for full details

Band 1	£236	Band 4	£272
Band 2	£257	Band 5	£278
Band 3	£264	Band 6	£284

**Bespoke Seat Upholstery** See page 204 for full details

Band 1	£265	Band 4	£328
Band 2	£302	Band 5	£339
Band 3	£314	Band 6	£350



# Brunswick **NEW!**

## Deluxe Fabric Black

- Curved upholstered back
- Generously sized
- Stackable up to 4 high
- Robust steel frame



BR000223  
Brunswick Deluxe Black Frame & Black Fabric with Arms

Stock Option RRP £189

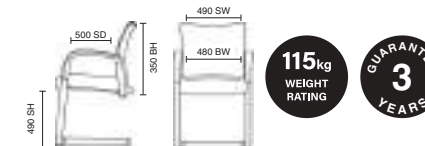


**Bespoke Full Upholstery** See page 204 for full details

Band 1	£251	Band 4	£311
Band 2	£288	Band 5	£322
Band 3	£300	Band 6	£333

**Bespoke Seat Upholstery** See page 204 for full details

Band 1	£222	Band 4	£256
Band 2	£243	Band 5	£262
Band 3	£250	Band 6	£268



# Brunswick

with Arms Chrome Frame

- Curved soft mesh back
- Generously sized
- Stackable up to 4 high
- Lightweight chrome frame



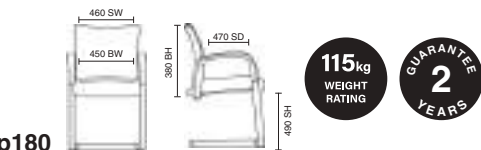
BR000025  
Brunswick Chrome Frame & Black Fabric with Arms

Stock Option RRP £146



**Bespoke Seat Upholstery:**

Band 1	£208	Band 4	£224
Band 2	£211	Band 5	£228
Band 3	£216	Band 6	£233



# Brunswick

with Arms Black Frame

- Robust steel frame
- Stackable up to 4 high
- Breathable mesh back
- Double curvature deep seat



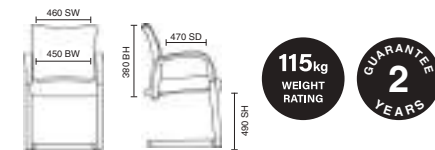
BR000024  
Brunswick Black Frame & Black Fabric with Arms

Stock Option RRP £138



**Bespoke Seat Upholstery:**

Band 1	£192	Band 4	£209
Band 2	£197	Band 5	£213
Band 3	£202	Band 6	£218



# Brunswick

with Chrome Frame

- Curved soft mesh back
- Generously sized
- Stackable up to 4 high
- Lightweight chrome frame



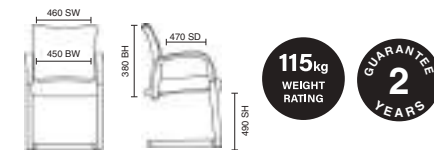
BR000021  
Brunswick Chrome Frame & Black Fabric

Stock Option RRP £137



**Bespoke Seat Upholstery:**

Band 1	£200	Band 4	£216
Band 2	£204	Band 5	£220
Band 3	£209	Band 6	£226



# Brunswick

with Black Frame

- Robust steel frame
- Stackable up to 4 high
- Breathable mesh back
- Double curvature deep seat



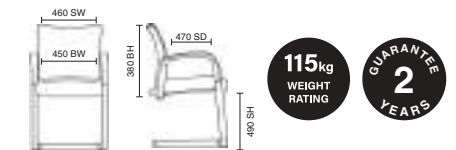
BR000020  
Brunswick Black Frame & Black Fabric

Stock Option RRP £129



**Bespoke Seat Upholstery:**

Band 1	£185	Band 4	£202
Band 2	£189	Band 5	£206
Band 3	£194	Band 6	£211



# Hague

- Panelled support upholstery
- Black nylon arms
- Lumbar support shape
- Floor protectors

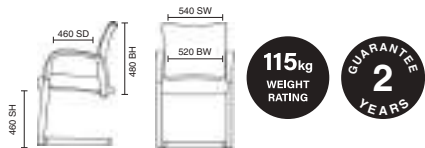


BR000150  
Hague Black Leather

Stock Option RRP £190



Black  
Leather



# Blitz

- Luxurious soft touch leather
- Generously cushioned seat & backrest

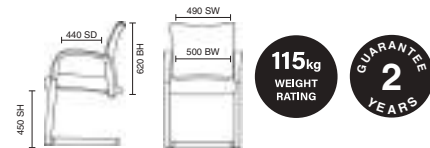


BR000179  
Blitz Black Bonded Leather

Stock Option RRP £153



Black  
Leather



# Madrid with Arms

- Beechwood frame
- Stackable up to 4 high
- Waterfall comfort seat



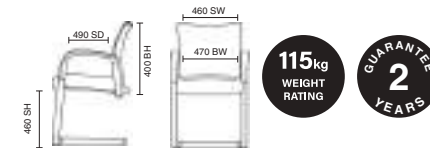
BR000084  
Madrid Black with Arms

Stock Option RRP £149



Black  
Fabric

Blue  
Fabric



# Madrid

- Beechwood frame
- Stackable up to 4 high
- Waterfall comfort seat



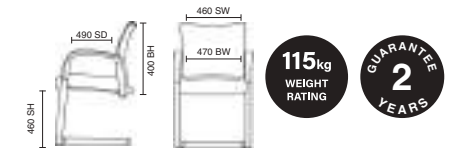
BR000087  
Madrid Blue

Stock Option RRP £149



Black  
Fabric

Blue  
Fabric



# Madrid Bespoke



KCUP0400  
Madrid Bespoke Bergamot Cherry

# ISO Beech

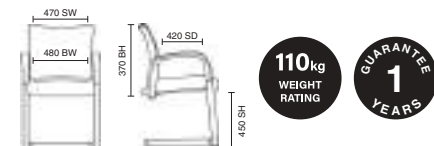
- Stackable up to 12 high
- Curved wooden backrest
- Lightweight robust frame
- Minimum order of 4



BR000066  
ISO Chrome Frame & Beech Wood

Stock Option RRP £87

Options	RRP
Linking clip (Page 185)	+£5
Writing tablet (Page 185)	+£47
Arms Set (Page 185)	+£36



# ISO Mesh & Chrome Frame

- Polished chrome robust frame
- Stackable up to 12 high
- Padded seat and ventilated mesh back for comfort
- Minimum order of 4, priced individually

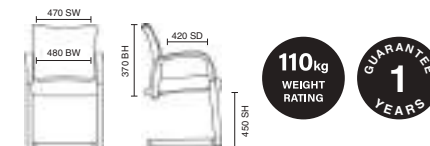


BR000073  
ISO Chrome Frame Mesh Back & Black Fabric

Stock Option RRP £84



Options	RRP
Linking clip (Page 185)	+£5
Writing tablet (Page 185)	+£47
Arms Set (Page 185)	+£36



# ISO Mesh Bespoke & Chrome Frame

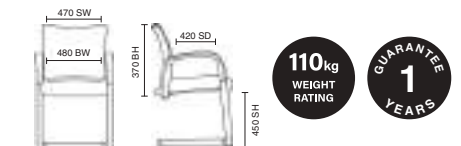


KCUP1198  
ISO Chrome Frame Mesh Back & Bespoke Fabric Senna Yellow

**Seat Upholstery** See page 204 for full details

<b>Band 1</b> £111	<b>Band 4</b> £131
<b>Band 2</b> £119	<b>Band 5</b> £135
<b>Band 3</b> £124	<b>Band 6</b> £139

Options	RRP
Linking clip (Page 185)	+£5
Writing tablet (Page 185)	+£47
Arms Set (Page 185)	+£36



**Full Upholstery** See page 204 for full details

<b>Band 1</b> £208	<b>Band 4</b> £246
<b>Band 2</b> £220	<b>Band 5</b> £255
<b>Band 3</b> £231	<b>Band 6</b> £268

**Seat Upholstery** See page 204 for full details

<b>Band 1</b> £180	<b>Band 4</b> £203
<b>Band 2</b> £189	<b>Band 5</b> £210
<b>Band 3</b> £196	<b>Band 6</b> £215

**Back Upholstery** See page 204 for full details

<b>Band 1</b> £180	<b>Band 4</b> £203
<b>Band 2</b> £189	<b>Band 5</b> £210
<b>Band 3</b> £196	<b>Band 6</b> £215

# ISO Mesh & Black Frame

- Polished chrome robust frame
- Stackable up to 12 high
- Padded seat and ventilated mesh back for comfort
- Minimum order of 4, priced individually



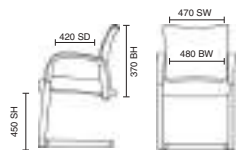
BR000060  
ISO Black Frame Mesh Back & Black Fabric

Stock Option RRP £75



Black Fabric

Options	RRP
Linking clip (Page 185)	+£5
Writing tablet (Page 185)	+£47
Arms Set (Page 185)	+£36



**110kg**  
WEIGHT RATING

**GUARANTEE**  
**1**  
YEARS

# ISO Mesh Bespoke & Black Frame



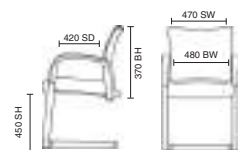
KCUP1193  
ISO Black Frame Mesh Back & Bespoke Fabric Tansy Purple



Seat Upholstery See page 204 for full details

<b>Band 1</b>	£101	<b>Band 4</b>	£120
<b>Band 2</b>	£109	<b>Band 5</b>	£124
<b>Band 3</b>	£114	<b>Band 6</b>	£129

Options	RRP
Linking clip (Page 185)	+£5
Writing tablet (Page 185)	+£47
Arms Set (Page 185)	+£36



**110kg**  
WEIGHT RATING

**GUARANTEE**  
**1**  
YEARS

# ISO ISO Vinyl & Chrome Frame

- Available in Black or Blue vinyl
- Stackable up to 12 high
- Wipe clean seat and back
- Floor protectors
- Minimum order of 4, priced individually



BR000071  
ISO Chrome Frame & Black Vinyl

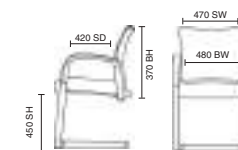
Stock Option RRP £75



Black Vinyl

Blue Vinyl

Options	RRP
Linking clip (Page 185)	+£5
Writing tablet (Page 185)	+£47
Arms Set (Page 185)	+£36



**110kg**  
WEIGHT RATING

**GUARANTEE**  
**1**  
YEARS

# ISO ISO Vinyl & Black Frame

- Available in Black or Blue vinyl
- Padded vinyl for additional comfort
- Stackable up to 12 high
- Floor protectors
- Minimum order of 4, priced individually



BR000063  
ISO Black Frame & Blue Vinyl

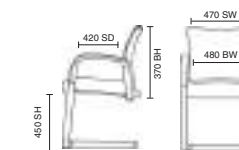
Stock Option RRP £65



Black Vinyl

Blue Vinyl

Options	RRP
Linking clip (Page 185)	+£5
Writing tablet (Page 185)	+£47
Arms Set (Page 185)	+£36



**110kg**  
WEIGHT RATING

**GUARANTEE**  
**1**  
YEARS

# ISO Fabric & Chrome Frame

- Available in Black, Blue, Wine and Charcoal as standard
- Stackable up to 12 high
- Lightweight robust frame
- Minimum order of 4, priced individually



BR000068  
ISO Chrome Frame & Blue Fabric

# ISO Bespoke Fabric & Chrome Frame



KCUP0314  
ISO Chrome Frame & Bespoke Fabric Myrrh Green

# ISO Fabric & Black Frame

- Stacks up to 12 high
- Lightweight robust frame
- Floor protectors
- Minimum order of 4, priced individually



BR000064  
ISO Wine Fabric & Black Frame

# ISO Bespoke Fabric & Black Frame



KCUP0311  
ISO Black Frame & Bespoke Fabric Maringa Teal

Stock Option RRP £65

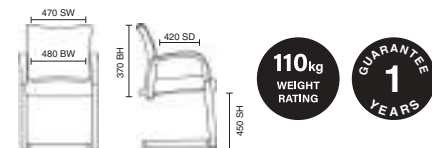


Options	RRP
Linking clip (Page 185)	+£5
Writing tablet (Page 185)	+£47
Arms Set (Page 185)	+£36

Full Upholstery See page 204 for full details

Band 1	£125	Band 4	£156
Band 2	£134	Band 5	£164
Band 3	£143	Band 6	£173

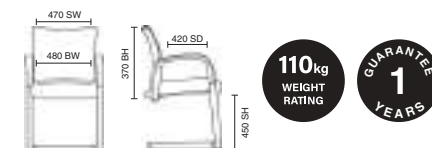
Options	RRP
Linking clip (Page 185)	+£5
Writing tablet (Page 185)	+£47
Arms Set (Page 185)	+£36



Stock Option RRP £58



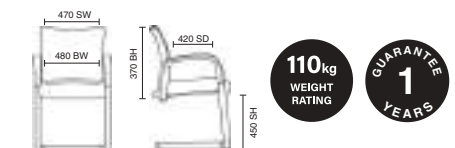
Options	RRP
Linking clip (Page 185)	+£5
Writing tablet (Page 185)	+£47
Arms Set (Page 185)	+£36



Full Upholstery See page 204 for full details

Band 1	£116	Band 4	£147
Band 2	£126	Band 5	£156
Band 3	£136	Band 6	£166

Options	RRP
Linking clip (Page 185)	+£5
Writing tablet (Page 185)	+£47
Arms Set (Page 185)	+£36





# ISO Poly Black Frame

- Easy to wipe clean poly material
- Curved polypropylene seat & back
- Stackable up to 12 high
- Minimum order of 4, priced individually

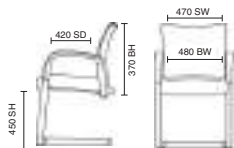


BR000056  
ISO Black Poly & Black Frame

Stock Option **RRP £55**



Options	RRP
Linking clip	+£5
Writing tablet	+£47
Arms Set	+£36



**110kg**  
WEIGHT RATING

**1**  
YEARS  
GUARANTEE

# ISO Writing Tablet Kit & Arms set



BR000074  
ISO Foldaway Writing Tablet Kit



AC000002  
ISO Black Shaped Arm Set



ISO Linking Clip  
(Links a pair of any ISO stacking chairs together)

Writing Tablet Kit **RRP £47**  
Arms set **RRP £36**  
Linking Clip set **RRP £5**

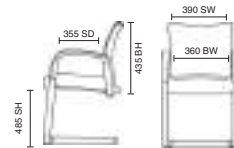
# Banquet

- Strong tube frame
- Stackable up to 10 high
- Floor protectors



BR000196  
Banqueting Black Frame & Black Fabric

Stock Option **RRP £65**



**115kg**  
WEIGHT RATING

**1**  
YEARS  
GUARANTEE

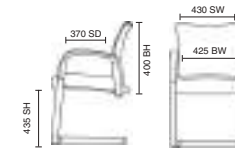
# Polly

- Easy to clean
- One-piece polypropylene
- Stackable up to 12 high



BR000203  
Polly Blue Polypropylene

Stock Option **RRP £45**



**110kg**  
WEIGHT RATING

**1**  
YEARS  
GUARANTEE

# AGILE SOFT SEATING

---

Workspaces are changing dramatically. We spend more time in them, more is expected of us when we are in them and we engage in more varied interaction with colleagues than ever before.

Soft seating tears down the barriers sometimes created by traditional desk/visitor locations and instead fosters a more collaborative scenario in which creativity and solutions based debate is achieved.

Our soft seating range is hand-made in the UK incorporating quality features such as hardwood frames from eco sources, high density reflex foams, heavy-duty webbing suspension and high specification designer fabrics.

You can choose from a variety of no extra cost feet and leg profiles, and even add extras such as power and USB charging ports.





Wynne Sofa  
Page 188



Wynne Armchair  
Page 188



Altus  
Page 189



Loomis  
Page 190



Loomis Corner  
Page 190



Roselle  
Page 191



Napa  
Page 192



Napa Swivel  
Page 193



Napa Armchair  
Page 193



Berlin  
Page 193



Pella  
Page 195



Neo  
Page 196



Infinity  
Page 197



Ottawa  
Page 199



Crofton  
Page 199

# AGILLE SOFT SEATING

# Wynne Sofa & Armchair



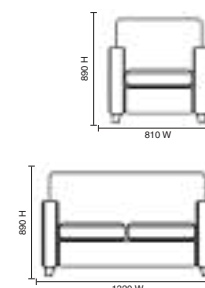
- Comfy high back seating with curved arms for support
- Reversible seat cushion has removable cover
- All seams double stitched for strength and neatness
- Hardwood frames from eco' sustainable forests



WYNNSATLNE1  
Wynne Sofa in Ultima Atlantic Faux Leather



WYNNSCHINE1  
Wynne Armchair in Ultima Chilli Faux Leather



WYNNWMOONE1  
Wynne Sofa in Ultima Mocha Faux Leather

**Armchair Upholstery**  
**Band 1** £1528  
**Band 2** £1568  
**Band 3** £1588

**Sofa Upholstery**  
**Band 1** £2048  
**Band 2** £2112  
**Band 3** £2144

Feet Options

Black Plastic  
BP1



Tri Chrome  
CH1



Ebony Wood  
EB1



Natural Wood  
NE1



Power Module RRP +£290



# Altus



- High sided privacy pod
- All seams double stitched for strength and style
- Hardwood frame from sustainable forests with resin bonded panels
- High density reflex foam on seats and backs



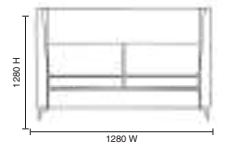
**ALTUSPERCH1SCKT**  
Altus convo' booth in Era Period Fabric



**ALTUSCYCCH1SCKT**  
Altus convo' booth in Era Cycle Fabric



**ALTUSCRECH1SCKT**  
Altus convo' booth in Ultima Cream Faux Leather



**Booth Upholstery**  
**Band 1** £1812  
**Band 2** £1884  
**Band 3** £1944

Fabric options available on page 204

Feet Options

Black Plastic  
BP1



Ebony Wood  
EB1



Natural Wood  
NE1



Tri Chrome  
CH1



Matt Black  
MB1



Power Module **RRP** +£290



# Loomis



- Flexible push lock connective system
- Units can be chairs, sofas or multi-unit runs
- Plastic glides as standard
- Hardwood frames from eco' managed sources
- Deep high density reflex foams



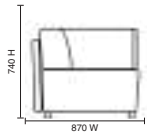
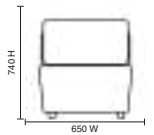
Loomis Multi-unit in Warwick Poppy Fabric



LOOMMEVEBP1  
Loomis chair in Era Everlasting Fabric



LOOMCPERBP1  
Loomis corner unit in Era Period Fabric



## Chair Upholstery

Band 1 £1004  
Band 2 £1032  
Band 3 £1048

## Corner Upholstery

Band 1 £1320  
Band 2 £1368  
Band 3 £1400

## Feet Options

Black Plastic  
BP1



Ebony Wood  
EB1



Natural Wood  
NE1



Chrome  
CH1



## Power Module RRP +£290



# Roselle

- Executive high back lounge style seating
- Supportive lumbar cushion
- Cushion covers removable for easy cleaning
- Double stitched seams for strength and neatness



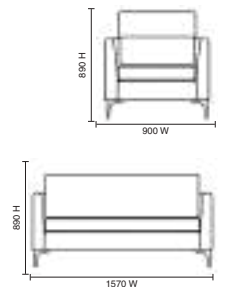
**ROSEWPERCH1**  
Roselle Sofa in Era Perennial Fabric



**ROESBLASW1**  
Roselle Swivel Armchair in Ultra Black Faux Leather



**ROESCRECH1**  
Roselle Armchair in Ultima Cream Faux Leather



**Armchair Upholstery**  
Band 1 £1400  
Band 2 £1436  
Band 3 £1456

**Swivel Upholstery**  
Band 1 £1580  
Band 2 £1620  
Band 3 £1636

**Sofa Upholstery**  
Band 1 £1816  
Band 2 £1888  
Band 3 £1924

Feet Options



Power Module RRP +£290



Fabric options available on page 204

# Napa

The Napa suite of seating features the highest quality English craftsmanship.

Skilled woodworkers fashion hardwood frames to create a base on which they place resin bonded panels, heavily elasticated webbing suspension and high-density foam overlays.

All upholstery features double stitching for strength and neatness.

There is a choice of stylish brushed aluminium, hard or light wood legs.

Napa comes as a single large chair unit, a generous double sofa or a swivel chair version.

Pictured here with a complimentary Berlin glass table.





# Napa Slim Arms & Berlin Glass Table



- Compact sofa chair or sofa system
- Units have simple metal push-lock fasteners
- Choice of leg profiles
- Hardwood frames from sustainable eco' forests
- High density reflex foam seats and backs



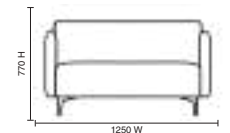
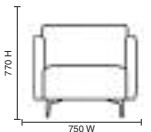
NAPSSCYCSW1  
Napa Slim Arm Swivel Chair in Era Cycle Fabric



NAPSWPRICH1  
Napa Slim Arm Sofa in Era Prime Fabric



FR000001  
Berlin Glass Table with Chrome Legs



**Armchair Upholstery**  
**Band 1** £1160  
**Band 2** £1192  
**Band 3** £1208

**Swivel Upholstery**  
**Band 1** £1428  
**Band 2** £1460  
**Band 3** £1476

**Sofa Upholstery**  
**Band 1** £1328  
**Band 2** £1368  
**Band 3** £1428

Feet Options

Black Plastic  
BP1



Ebony Wood  
EB1



Natural Wood  
NE1



Tri Chrome  
CH1



Matt Black  
MB1



Power Module RRP +£290



Berlin Glass Table RRP £217

Fabric options available on page 204

Pella Armchair and Footstool in Camira Era Everlasting Fabric



# Pella

- Double stitched seams for extra strength
- Hardwood frames from sustainable eco' source
- Fitted with acrylic glides as standard



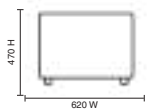
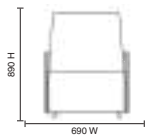
PORSSBLA & PELCWBLA  
Pella Armchair & Pella Footstool in Ultima Black Faux Leather



PELCWCYC  
Pella Armchair in Era Cycle Fabric



PORSSCRE  
Pella Footstool in Ultima Cream Faux Leather



**Armchair Upholstery**  
**Band 1** £1028  
**Band 2** £1172  
**Band 3** £1188

**Footstool Upholstery**  
**Band 1** £672  
**Band 2** £744  
**Band 3** £752

Fabric options available on  
page 204

# Neo

- Black soft-touch leather & Black or Blue fabric
- Thick padded arms
- Curvature and cushioned seat and back comfort



BR000105  
Neo Twin Tub in Black Leather



BR000101  
Neo Single Tub in Blue Fabric



BR000095 (Table) + BR000103 (Glass top)  
Neo Table in Black Fabric with optional  
Glass Table Top

Options	RRP
Glass Table Top	+£57

Twin Seat **RRP £672**  
Tub Single **RRP £437**  
Table **RRP £215**

Stock Fabric



# Infinity Black Leather

- Soft-touch Black buttoned bonded leather
- Stylish Silver leg and base sub frame
- Modular system for versatile shape building



Infinity Modular in Black Leather



BR000200  
Infinity Seat in Black Leather



BR000198  
Infinity Corner in Black Leather



BR000199  
Infinity Cube Stool in Black Leather

Seat **RRP £424**  
Corner **RRP £457**  
Cube Stool **RRP £267**

Stock Fabric





# Ottawa & Crofton



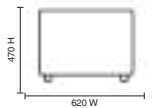
- Hardwood frame from sustainable forest source
- Multi purpose; works as a bench, stool, corner unit or table.
- Heavy duty elasticated webbing suspension
- Highly resilient reflex foam base



**OTTASMARBP1**  
Ottawa Bench/Table in Warwick Marmalade Fabric



**CROFSBLABP1**  
Crofton Stool/Table in Ultima Black Faux Leather



**CROFSPERBP1**  
Crofton Stool/Table in Era Perennial Fabric

**Ottawa Upholstery**  
**Band 1** £628  
**Band 2** £656  
**Band 3** £672

Fabric options available on page 204

**Crofton Upholstery**  
**Band 1** £416  
**Band 2** £432  
**Band 3** £440

Feet Options

Black Plastic  
BP1



Ebony Wood  
EB1



Natural Wood  
NE1



## **WORKSPACE & ACCESSORIES**

Creating the right office environment doesn't end with selecting a new chair or choosing another desk.

Your office presents you with a variety of demands; some are met by personalising a chair so that it gives you precisely the right performance or style required.

Some requirements are more focused around creating a pleasing space and can make a huge difference to the look and efficiency of your workspace.

Our selection of accessories and workspace solutions ensure your work environment stays just as you need; pleasurable, efficient and attractive.



Chair: Flex Task & Operator Chair (p114)





Star Base  
Page 202



High Rise Kit  
Page 202



Seat Slide  
Page 202



Eclipse Arms  
Page 202



Castors  
Page 203



Coat Stands  
Page 203

# WORKSPACE & ACCESSORIES

# Star Base & Gas Lifts



Black Nylon Base



Chrome Base



GASLIFT9  
9" Black Gas Lift



GASLIFTCH9  
9" Chrome Gas Lift

Name	Code	RRP
Gas Lift 7" Black	GASLIFT7	£13
Gas Lift 7" Chrome	GASLIFTCH7	£17
Gas Lift 8" Black	GASLIFT8	£19
Gas Lift 9" Black	GASLIFT9	£21
Gas Lift 9" Chrome	GASLIFTCH9	£22
Gas Lift 11" Black	GASLIFT11	£27
Gas Lift 15" Black	GASLIFT15	£34
Memory Return Gas Lift	GASLIFT	£34

## Star Base

5 Star Chrome Base	CHROMEBASE	£49
5 Star Nylon Base	NYLONBASE	£38

# Miscellaneous

Please call to enquire about accessory product compatibility.



KC0179  
High Rise Kit Complete



AC000037  
Seat Slide Mechanism



Air Pump Lumbar Support



ISO Linking Clip (Links a pair of any ISO stacking chairs together)  
See page 182 for ISO seating

Name	Code	RRP
High Rise Kit Complete	KC0179	£85
Seat Slide	AC000037	£81
Air Pump Lumbar Support	-	£45
ISO Linking Clip	ISOCLIP	£5

# Arms Accessories



OP000164  
Eclipse Plus Height Adjustable Arms  
See page 130 for Eclipse Plus seating



OP000163  
Eclipse Plus Loop Arms  
See page 130 for Eclipse Plus seating

Name	Code	RRP
Eclipse Height Adjustable Arms	OP000164	£43
Height Adjustable Arms	-	£44
Eclipse Loop Arms	OP000163	£25
Luna Height Adjustable Arms	BR000082	£44
Luna Loop Arms	BR000083	£27

# Castors & Glides

- Twin Castors: Our standard castor set
- Brake Loaded: Only operates when the user is sitting
- Brake Unloaded: Only operates when the user is not sitting
- Soft Wheel: Soft tyres that work better on hard wood floors & vinyl
- Glides: Rubber or plastic feet that provide a protective base



**BREAKLOADEDCASTORS**  
Set of castors. Available in different varieties as a set of five



**GLIDASET**  
Set of 5 Glides

# Coat Stands

Keep coats and jackets tidy with these stylish coat stands.



**SS0001**  
Classic Silver Coat Stand



**SS0002**  
Executive Coat Stand



**SS0003**  
City Coat Stand



**SS0004**  
Revolving Coat Stand

Name	Code	Width	Depth	Height	RRP
Classic Silver Coat Stand	SS0001	380	380	1870	£151
Executive Coat Stand	SS0002	380	380	1840	£160
City Coat Stand	SS0003	380	380	1780	£160
Revolving Coat Stand	SS0004	380	380	1890	£211
Space Saver 5 Hook Coat Rail	SS0005	200	620	90	£89



**SS0005**  
Space Saver 5 Hook Coat Rail

Name	Code	RRP
Castors Brake Loaded (Set of 5)	BREAKLOADEDCASTORS	£18
Castors Brake Unloaded (Set of 5)	BREAKUNLOADEDCASTORS	£18
Twin Wheel Castors (Set of 5)	STANDARDCASTORS	£18
Castors Soft Wheel (Set of 5)	SOFTWHEELCASTORS	£18
Set of Glides	GLIDASET	£18

# BESPOKE UPHOLSTERY SERVICE



BERGAMOT CHERRY

GINSENG CHILLI

TABASCO RED

MYRRH GREEN

MARINGA TEAL

TANSY PURPLE

STEVIA BLUE


SENNA YELLOW

## VIBRANT TEXTILES & Fast Track Fabrics

Our upholstery studio utilises the skills of machinists and upholsterers to create exciting bespoke covered versions of the outstanding seating and screen products we produce.

It gives you access to hundreds of different shades, weaves and fabric types. Many people now specify non-standard fabric options to reflect company branding, denote different work areas within an organisation or just out of a personal preference to express themselves and upgrade.

Our fabric options are available for a quick turnaround and elevate our products to an even higher status with a more distinctive look and feel.

Any product that includes the bespoke fabric swatch icon  denotes a product that can be upholstered in a variety of materials and colours.

Bespoke images pictured have been upholstered using BAND 1 Fast Track Fabric or have been digitally edited to illustrate a likeness, images are not a 100% true representation and batch colour variations will occur, physical fabric samples are available upon request.



Our skilled in-house machinists have many years of upholstery experience which enable them to create exceptional work.



Attention to detail gives our upholstery work a distinctive high-quality appeal.

MATERIAL NAME	B1	B2	B3	B4	B5	B6	WOOL PERCENTAGE	BS 7176 Medium Hazard
Citadel	•						100% FR Polypropylene	
Era	•						100% Polyester	
Phoenix	•						100% Polyester	
Rivet	•						100% Repreve® Recycled Polyester	
Advantage		•					60% Polypropylene, 30% Wool, 10% Viscose	
Canopy		•					100% Polyester	
Château		•					100% FR Polypropylene	
Figaro		•					85% Polyvinyl Chloride, 13% Cotton, 2% Polyurethane	Yes
Gravity		•					100% Polyester	
Manhattan		•					100% Recycled Polyester	
Sprint		•					100% Polyester	
Urban		•					100% Recycled FR Polyester	Yes
Velocity		•					100% Polyester	
Vita		•					Surface: 98.5% PVC, 1.5% PU Substrate: 50% Polyester, 50% Cotton	Yes
X2		•					100% Recycled FR Polyester	Yes
Xtreme		•					100% Recycled FR Polyester	Yes
Aspect			•				75% Trevira CS® FR Polyester, 25% Polyester	Yes
Halcyon Linden			•				100% Polyester with TriOnyx backcoat	Yes
Honeycomb			•				100% Recycled Polyester	
Main Line Flax			•				70% Virgin Wool, 30% Flax	Yes
Main Line Plus			•				67% Wool, 20% FR Viscose, 13% Viscose	Yes
Marvel			•				Surface: 100% Polyurethane Substrate: 65% Polyester, 35% Cotton	Yes
Patina			•				69% Wool, 22% Flax, 8% Polyamide, 1% Viscose	Yes
Xtreme CS			•				100% Trevira CS® FR Polyester	
24/7 Flax				•			50% Polyamide, 30% Wool, 20% Flax	Yes
24/7+				•			50% Polyamide, 33% Wool, 10% FR Viscose, 7% Viscose	Yes
Halcyon Aspen				•			100% Polyester with TriOnyx backcoat	Yes
Halcyon Blossom				•			100% Polyester with TriOnyx backcoat	Yes
Halcyon Cedar				•			100% Polyester with TriOnyx backcoat	Yes
Halcyon Poplar				•			100% Polyester with TriOnyx backcoat	Yes
Hemp				•			60% Virgin Wool, 40% True Hemp	Yes
Hi-Tech				•			60% Polypropylene, 29% Wool, 10% Viscose, 1% Carbon Fibre	
Intervene Plain				•			100% Recycled Polyester with TriOnyx backcoat	Yes
Intervene Texture				•			100% Recycled Polyester with TriOnyx backcoat	Yes
Landscape Balance				•			95% Virgin Wool, 5% Polyamide	Yes +FR
Landscape Contact				•			95% Virgin Wool, 5% Polyamide	Yes +FR
Landscape Synergy				•			95% Virgin Wool, 5% Polyamide	Yes +FR
Synergy				•			95% Virgin Wool, 5% Polyamide	Yes +FR
Aquarius					•		100% Virgin Wool	Yes +FR
Blazer					•		100% Virgin Wool	Yes +FR
Hebden					•		60% Virgin Wool, 40% True Hemp	Yes
Main Line Flax Stripe					•		70% Virgin Wool, 30% Flax	Yes
Oxygen					•		90% Virgin Wool, 10% Polyamide	Yes +FR
Silk					•		67% Wool, 22% Flax, 11% Silk	Yes
Track					•		100% Trevira CS® FR Polyester	Yes
Trail					•		100% Trevira CS® FR Polyester	Yes
Acrobat						•	100% High Tenacity Polyester	
Century						•	77% Wool, 13% Recycled Jute, 10% Polyamide	Yes
Code						•	85% Virgin Wool, 15% Polyamide	Yes +FR
Craggan						•	100% Virgin Wool	Yes
Craggan Flax						•	85% Virgin Wool, 10% Flax, 5% Polyamide	
Individuo						•	95% Virgin Wool, 5% Polyamide	Yes +FR
Stripes						•	95% Virgin Wool, 5% Polyamide	Yes

# Camira Range Fabric Guide

## Fabric:

Our primary partner is Camira Fabrics who are one of the world's leading manufacturers of fabrics for commercial interiors market from their base in Yorkshire, England. They make more than eight million metres of fabric a year and are registered to ISO 9001 and 14001 standards.

The popular Fast Track textiles selection features eight of Camira's best-selling options from the Phoenix and Xtreme ranges. Phoenix (prefixed YP) is a heavy-duty, 100% polyester material with 10 years guarantee and rated to up to 100,000 Martindale rub testing. It has EN1221 Cigarette and Match flammability rating and BS 7176 low hazard rating.

Fabric name	Camira name/code
Bergamot Cherry	Belize <b>YP105</b>
Ginseng Chilli	Guyana <b>YP051</b>
Tabasco Red	Tortuga <b>YS168</b>
Myrrh Green	Madura <b>YS156</b>
Maringa Teal	Montserrat <b>YP011</b>
Tansy Purple	Tarot <b>YP084</b>
Stevia Blue	Scuba <b>YP082</b>
Senna Yellow	Solano <b>YP110</b>

Xtreme (prefixed YS) is a 100% recycled flame retardant polyester fabric. It is guaranteed for 10 years and certified to 100,000 Martindale rub cycles. It is rated to EN 1021 – 1 Cigarette, EN 1021 – 2 Match and BS 5852 Ignition Source 5.

Our new Agile Office range of soft seating (separate brochure) features Camira's best-selling Era range of subtle, two-tone baby herringbone weave as an entry-level option. The fabrics are highly rated with a 10-year guarantee certified to 100,000 Martindale rub cycles. It is rated to EN 1021 – 1 Cigarette, EN 1021 – 2 Match and BS 7176 Low Hazard flammability.

We can upholster in any other Camira fabric including sumptuous 100% virgin wool weaves such as Craggan and Blazer, earth naturals such as Nettle Nomad and designer favourites like Contact and Synergy.

You can view them all online:

[www.camirafabrics.com/fabrics-and-samples](http://www.camirafabrics.com/fabrics-and-samples)

# Camira Fabric Samples

## Fast Track



YP105 BERGAMOT  
CHERRY



YP051 GINSENG  
CHILLI



YP011 MARINGA TEAL



YS168 TABASCO RED



YP084 TANSY PURPLE



YP082 STEVIA BLUE



YP110 SENNA  
YELLOW



YS156 MYRRH GREEN

## Xtreme



YS169 ANGUILLA



YS024 CAYMAN



YS047 WINDJAMMER



YS105 BELIZE



YS030 TOBAGO



YS009 HAVANA



YS082 SCUBA



YS081 BLIZZARD



YS077 APPLEDORE



YS168 TORTUGA



YS101 DIABLO

## X2




AK007 MATHS



AK006 VALUE



AK005 ALGEBRA




AK015 DIVIDE



AK013 SUBTRACT



AK018 ARITHMETIC



AK008 CALCULUS




AK010 METRIC



AK001 RATIO



AK014 MULTIPLY



AK011 MEDIAN



AK017 FORMULA


## Blazer



CUZ1W NEWCASTLE



CUZ1R PLYMOUTH



CUZ1L NEWPORT



CUZ39 GOLDSMITH



CUZ32 BANBRIDGE



CUZ30 SILCOATES



CUZ62 GLENALMOND



CUZ02 ASTON




CUZ1K CAMPHILL



CUZ63 HANDCROSS



CUZ1X ST MARTIN



CUZ28 SILVERDALE

## Rivet



EGL09 MOLTEN



EGL15 FERROUS



EGL03 WIRE



EGL34 HEMLOCK



EGL14 COPPER



EGL10 SPARK



EGL05 ALLOY



EGL31 OLIVE



EGL23 QUENCH



EGL16 PRIME



EGL08 FUSE



EGL27 HAMMER



EGL01 VITREOUS



EGL24 CRUCIBLE



EGL48 DEEP SEA



EGL37 CHARCOAL

# Macflex Range Fabric Guide

Our first line vinyl supplier is the family-run Macflex international. We stock a large range of their contract vinyls and can access others immediately. Vinyls covering educational, commercial, leisure, public seating and hospitality. There are also specialist wipe-clean vinyls for industrial and heavy-duty use, fabrics for healthcare and similar areas that feature an antibacterial/anti-fungal treatment.

You can view the ranges and certifications at [www.macflex.com/contract-upholstery](http://www.macflex.com/contract-upholstery)

MATERIAL NAME	B1	B2	B3	B4	B5	B6	COMPOSITION	RATING
Alvor	•						PVC 90% Cotton 5% Polyester 5%	CRIB 5
Oporto	•						90% PVC 10% Polycotton	BS 5820 0 + 1
Tavira	•						Not Specified	BS 5852 0 + 1
Delta		•					83% PVC 17% CO/PES	CRIB 5 SANIPROOFED
Estoril		•					PVC 83% PU 2% Viscose 5% PES 10%	CRIB 5 SANIPROOFED
Garbe		•					88% PVC 12% poly/cotton	CRIB 5 SANIPROOFED, UV STABLE
Portus		•					90% PVC 10% polycotton	CRIB 5 SANIPROOFED, UV STABLE
Savanna		•					90% PVC 10% polycotton	CRIB 5 SANIPROOFED
Sintra		•					90% PVC 10% polyester	CRIB 5 SANIPROOFED
Ostrich			•				1.5% PU, 70.5% PVC 2% Polyester, 26% Cotton	CRIB 5 SANIPROOFED

## Macflex Fabric Samples





# Agile Soft Seating Fabric Guide

## Era

A stylish, clean-cut fabric family from the international Yorkshire mill, Camira. It is highly specified in achieving outstanding resistance to rub tests and is extensively used in domestic and contract applications.

## Ultima

A cornerstone of the prestigious Christina Marrone design house these faux leather finishes have exceptional soft-touch appeal and the high wear factors of a high quality product. They are easy to wipe clean (avoiding any chemicals or soap) and have a 30% cotton content for a natural feel.

## Dolly


A richly textured, deceptively hard-wearing fabric suite with the look and feel of wool. Treated with a super stain guard finish that helps protect against stains & spills.

For free samples:

[www.camirafabrics.com/fabrics-and-samples/era](http://www.camirafabrics.com/fabrics-and-samples/era)

[www.warwick.co.uk/qualities/dolly](http://www.warwick.co.uk/qualities/dolly)

## Band 1 - Camira Era



CYCLE

EVERLASTING

FORWARD

HISTORY

PERENNIAL

PERIOD

PRESENT

PRIME

## Band 2 - Cristina Marrone Ultima



ATLANTIC

BLACK

CHALK

CHILLI


CREAM

MOCHA

TAUPE

STEEL

## Band 3 - Warwick Dolly



CITRON

EBONY

FLINT

LAGOON

WISP

MARMALADE

POPPY

DENIM



Desk: Impulse 1400 Crescent Panel End Desk (p37)  
Chair: Desire Executive Chair (p157)

# WHAT WE OFFER

## WE HAVE WHAT YOU WANT

Availability excellence is our mission. Several big Midlands based warehouses and production facilities hold millions of pounds worth of products and components ready for rapid despatch to valued customers throughout the UK and Europe.



## EXPRESS DELIVERY

Our dedicated fleet of vehicles and strong relations with key specialist logistic partners, means we achieve express delivery.

We continually monitor, review & manage all aspects of our delivery mechanism which helps us to ensure we are providing the very best service.



## PRE-BUILD SERVICE

Not everyone wants to build a chair when delivered, no matter how easy.

Our 'Good2Go' Pre-build service means you will receive a chair that has been hand-built at our factory, quality checked and signed off ready for you to use straight away.



## LET US TAKE THE STRAIN

From a single desk to a full office fit-out, our highly experienced delivery & installation teams deliver to any floor (subject to access), unpack, assemble and put in place; they even take away the packaging.

A turnkey service to take care of everything for you.



## PLANNING YOUR SPACE

If you are looking to create a larger new office space with multiple workstations let us help you with our planning service.

It will ensure you make the most efficient use of your valuable space and create a pleasant environment.



## TRY BEFORE YOU BUY

Don't risk making a mistake when investing in an excellent quality chair.

Test drive it first with our 'Sample Service'. You can have the product for up to a week to ensure it "fits" you and your requirements.



## GUARANTEED TO HELP

All our products carry a full guarantee, backed by our UK based company, covering up to 5 years.

Our confidence in the quality we achieve safeguards your investment in these exceptional office interior creations.

Our products meet or exceed all standard UK and European legislation.



## OUR WEBSITE

You can learn more about these products, their features and benefits as well as look at specification sheets, exciting videos and extra image content by going to the web site of our manufacturing partner at:

[www.dynamics.co.uk](http://www.dynamics.co.uk)



**FULL COMMERCIAL FIT OUTS / REFURBISHMENT SPECIALISTS**  
**[www.aci.uk.net](http://www.aci.uk.net) :: 0115 9397572**